

Home Learning Student Sign In Codes

Mr. Handley

Each student has a unique Home Learning Code to access Seesaw. When signing in with their Home Learning Code, students can post to their journal, respond to activities, and view class announcements. Students do not see the work of any other student in the class.

The codes expire after 90 days on **July 13, 2020**. You can generate new codes at any time.

Teacher Instructions

1. Print or download the Home Learning Codes.
2. Give each student their code. There is one code for each student in your class.
3. **Never share codes on social media or another public forum. Instruct students to keep their code safe like they keep their passwords safe.**

Need Home Learning Tips?

Go to <https://web.seesaw.me/home-learning> for step-by-step instructions and lesson ideas.

How Do Students Use Their Home Learning Code?

1. Students go to <https://app.seesaw.me> on a computer. Or install the Seesaw Class App on an iOS or Android device.
2. Students tap "I'm a Student".
3. Students scan their code using Seesaw's built-in QR code reader or type in their text code to access their Seesaw account.

Sample Email Instructions for Students or Families

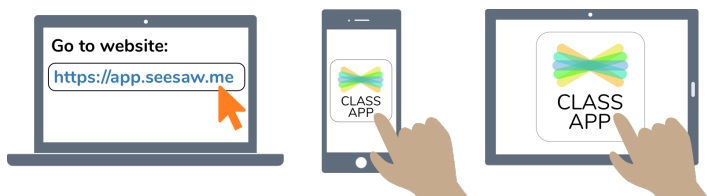
Students and families, we will be using Seesaw for home learning. Please sign in with your Home Learning code following the steps below:

1. Go to <https://web.seesaw.me> on a computer. Or install the Seesaw **Class** iOS or Android app.
2. Tap "I'm a Student".
3. Scan or type in your Home Learning code.
4. Post to your journal, respond to activities, and view class announcements.
5. Remember, this code is like a password. Keep it safe!

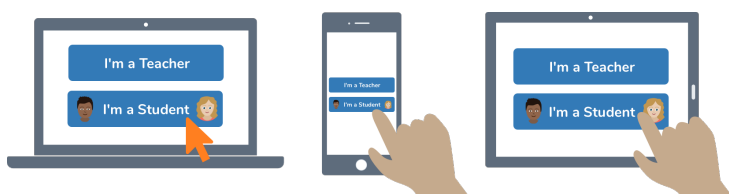


Aaron's Home Learning Code


1. Go to <https://app.seesaw.me> on a computer. Or install the Seesaw Class App on an iOS or Android device.



2. Choose "I'm a Student".



3. Scan this code using Seesaw's built-in QR code scanner. Or type in these letters to access your Seesaw account: **ZPSK SYEZ AHQE**



Ask your teacher for a new code after July 13, 2020.

And remember, this code is like a password. Keep it safe!

Ver las instrucciones en español en: <https://web.seesaw.me/espanol>

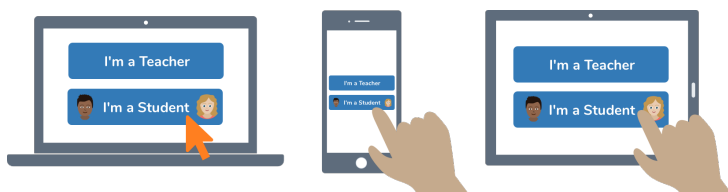


Aleigha's Home Learning Code

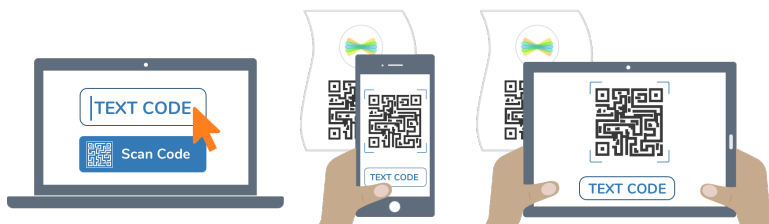
1. Go to <https://app.seesaw.me> on a computer. Or install the Seesaw **Class App** on an iOS or Android device.



2. Choose "I'm a Student".



3. Scan this code using Seesaw's built-in QR code scanner. Or type in these letters to access your Seesaw account: **JORT GSSK RKUO**



Ask your teacher for a new code after July 13, 2020.

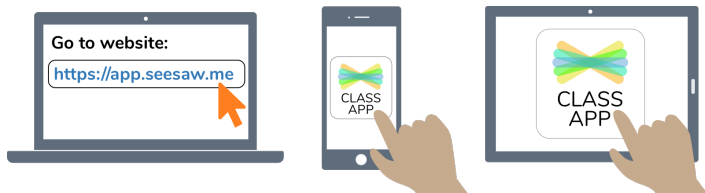
And remember, this code is like a password. Keep it safe!

Ver las instrucciones en español en: <https://web.seesaw.me/espanol>

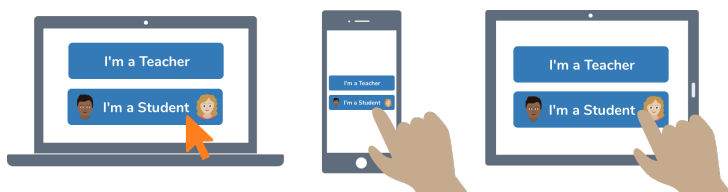


Apollo's Home Learning Code


1. Go to <https://app.seesaw.me> on a computer. Or install the Seesaw **Class App** on an iOS or Android device.



2. Choose "I'm a Student".



3. Scan this code using Seesaw's built-in QR code scanner. Or type in these letters to access your Seesaw account: **SXSS CTII ACLN**



Ask your teacher for a new code after July 13, 2020.

And remember, this code is like a password. Keep it safe!

Ver las instrucciones en español en: <https://web.seesaw.me/espanol>

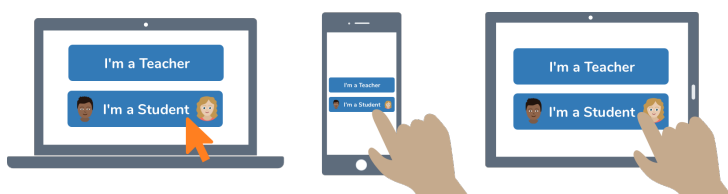


Ava's Home Learning Code

1. Go to <https://app.seesaw.me> on a computer. Or install the Seesaw Class App on an iOS or Android device.



2. Choose "I'm a Student".



3. Scan this code using Seesaw's built-in QR code scanner. Or type in these letters to access your Seesaw account: **JYWI QMBH MZSR**



Ask your teacher for a new code after July 13, 2020.

And remember, this code is like a password. Keep it safe!

Ver las instrucciones en español en: <https://web.seesaw.me/espanol>

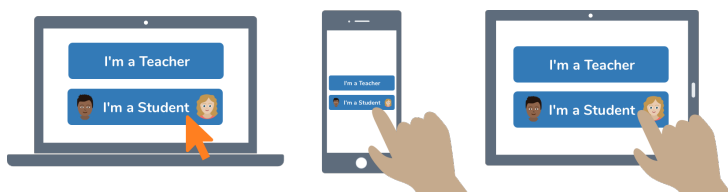


Clarissa's Home Learning Code

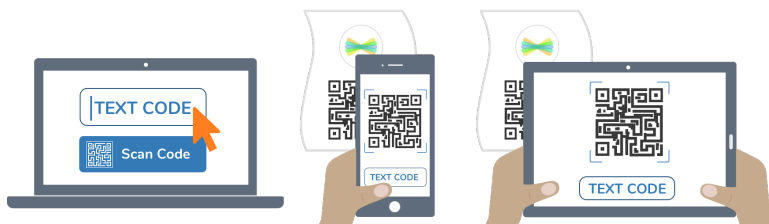
1. Go to <https://app.seesaw.me> on a computer. Or install the Seesaw Class App on an iOS or Android device.



2. Choose "I'm a Student".



3. Scan this code using Seesaw's built-in QR code scanner. Or type in these letters to access your Seesaw account: **ZQHW QUMU NISZ**



Ask your teacher for a new code after July 13, 2020.

And remember, this code is like a password. Keep it safe!

Ver las instrucciones en español en: <https://web.seesaw.me/espanol>

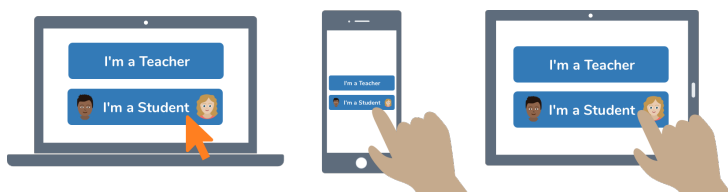


Colin's Home Learning Code

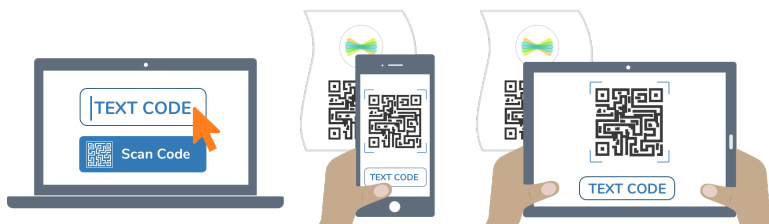
1. Go to <https://app.seesaw.me> on a computer. Or install the Seesaw Class App on an iOS or Android device.



2. Choose "I'm a Student".



3. Scan this code using Seesaw's built-in QR code scanner. Or type in these letters to access your Seesaw account: **YKJV ZTDR LBFF**



Ask your teacher for a new code after July 13, 2020.

And remember, this code is like a password. Keep it safe!

Ver las instrucciones en español en: <https://web.seesaw.me/espanol>

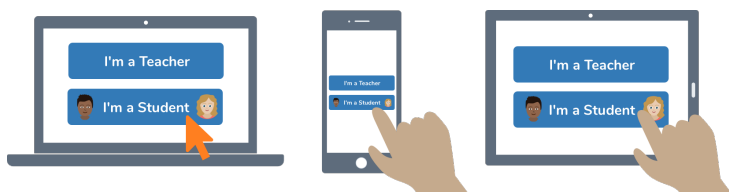


Dylan's Home Learning Code

1. Go to <https://app.seesaw.me> on a computer. Or install the Seesaw Class App on an iOS or Android device.



2. Choose "I'm a Student".



3. Scan this code using Seesaw's built-in QR code scanner. Or type in these letters to access your Seesaw account: **YYOQ KONN WTMZ**



Ask your teacher for a new code after July 13, 2020.

And remember, this code is like a password. Keep it safe!

Ver las instrucciones en español en: <https://web.seesaw.me/espanol>

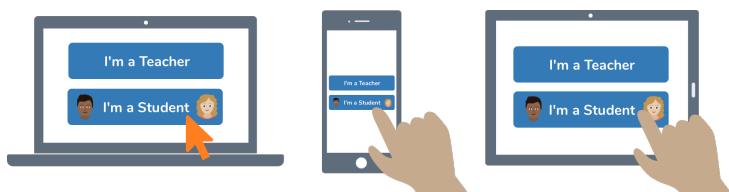


Dylan's Home Learning Code

1. Go to <https://app.seesaw.me> on a computer. Or install the Seesaw Class App on an iOS or Android device.



2. Choose "I'm a Student".



3. Scan this code using Seesaw's built-in QR code scanner. Or type in these letters to access your Seesaw account: **KZPP KGTV QKNL**



Ask your teacher for a new code after July 13, 2020.

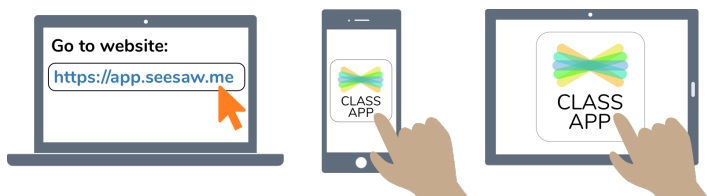
And remember, this code is like a password. Keep it safe!

Ver las instrucciones en español en: <https://web.seesaw.me/espanol>

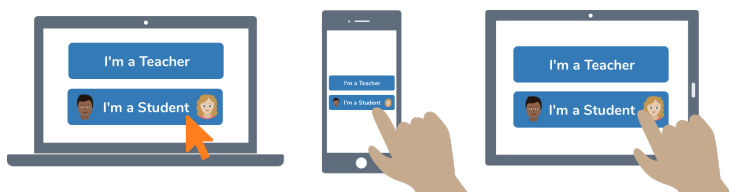


Estevan's Home Learning Code



1. Go to <https://app.seesaw.me> on a computer. Or install the Seesaw Class App on an iOS or Android device.



2. Choose "I'm a Student".



3. Scan this code using Seesaw's built-in QR code scanner. Or type in these letters to access your Seesaw account: **BROT FLIU XAYY**



Ask your teacher for a new code after July 13, 2020.

And remember, this code is like a password. Keep it safe!

Ver las instrucciones en español en: <https://web.seesaw.me/espanol>

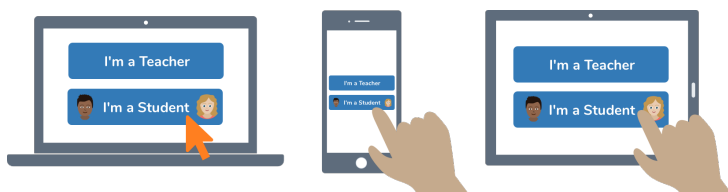


Giovanni's Home Learning Code

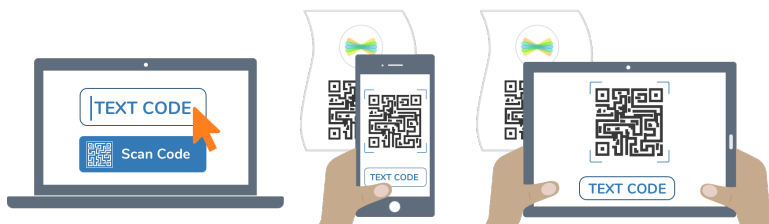
1. Go to <https://app.seesaw.me> on a computer. Or install the Seesaw **Class App** on an iOS or Android device.



2. Choose "I'm a Student".



3. Scan this code using Seesaw's built-in QR code scanner. Or type in these letters to access your Seesaw account: **MWXH XPZV QSVG**



Ask your teacher for a new code after July 13, 2020.

And remember, this code is like a password. Keep it safe!

Ver las instrucciones en español en: <https://web.seesaw.me/espanol>

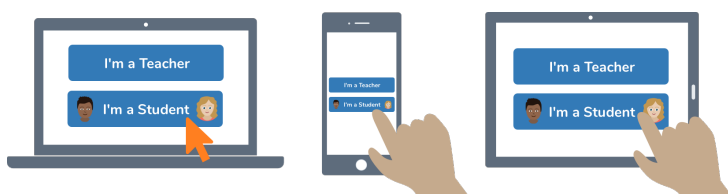


Hailie's Home Learning Code

1. Go to <https://app.seesaw.me> on a computer. Or install the Seesaw Class App on an iOS or Android device.



2. Choose "I'm a Student".



3. Scan this code using Seesaw's built-in QR code scanner. Or type in these letters to access your Seesaw account: **VIWX UPQI TWNP**



Ask your teacher for a new code after July 13, 2020.

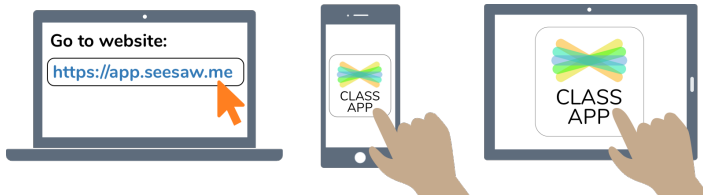
And remember, this code is like a password. Keep it safe!

Ver las instrucciones en español en: <https://web.seesaw.me/espanol>




Jackson's Home Learning Code

1. Go to <https://app.seesaw.me> on a computer. Or install the Seesaw Class App on an iOS or Android device.



2. Choose "I'm a Student".



3. Scan this code using Seesaw's built-in QR code scanner. Or type in these letters to access your Seesaw account: **SLZJ FCHI WRHO**



Ask your teacher for a new code after July 13, 2020.

And remember, this code is like a password. Keep it safe!

Ver las instrucciones en español en: <https://web.seesaw.me/espanol>

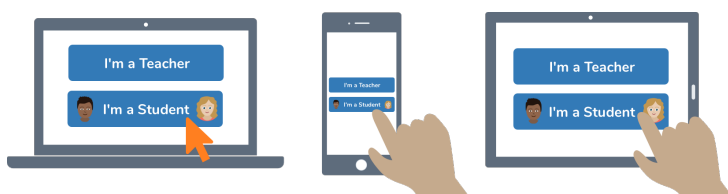


Jett's Home Learning Code


1. Go to <https://app.seesaw.me> on a computer. Or install the Seesaw Class App on an iOS or Android device.



2. Choose "I'm a Student".



3. Scan this code using Seesaw's built-in QR code scanner. Or type in these letters to access your Seesaw account: **JXGA EHLS HXJF**



Ask your teacher for a new code after July 13, 2020.

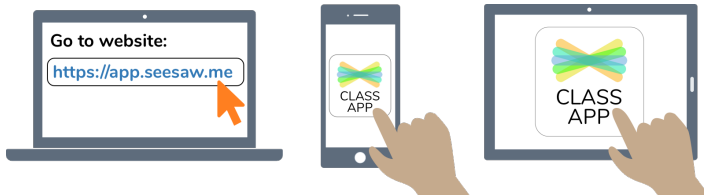
And remember, this code is like a password. Keep it safe!

Ver las instrucciones en español en: <https://web.seesaw.me/espanol>

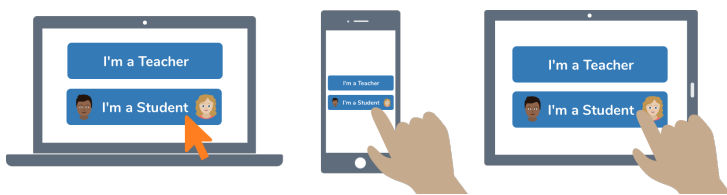


Joshua's Home Learning Code

1. Go to <https://app.seesaw.me> on a computer. Or install the Seesaw **Class App** on an iOS or Android device.



2. Choose "I'm a Student".



3. Scan this code using Seesaw's built-in QR code scanner. Or type in these letters to access your Seesaw account: **LYHN IDOD EXOY**



Ask your teacher for a new code after July 13, 2020.

And remember, this code is like a password. Keep it safe!

Ver las instrucciones en español en: <https://web.seesaw.me/espanol>

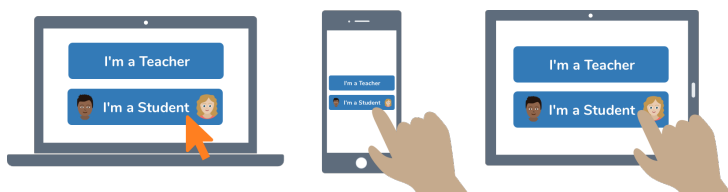


Julia's Home Learning Code

1. Go to <https://app.seesaw.me> on a computer. Or install the Seesaw Class App on an iOS or Android device.



2. Choose "I'm a Student".



3. Scan this code using Seesaw's built-in QR code scanner. Or type in these letters to access your Seesaw account: **AFJS QPXE JMKI**



Ask your teacher for a new code after July 13, 2020.

And remember, this code is like a password. Keep it safe!

Ver las instrucciones en español en: <https://web.seesaw.me/espanol>

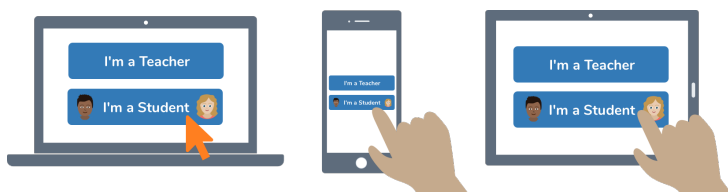


Julian's Home Learning Code

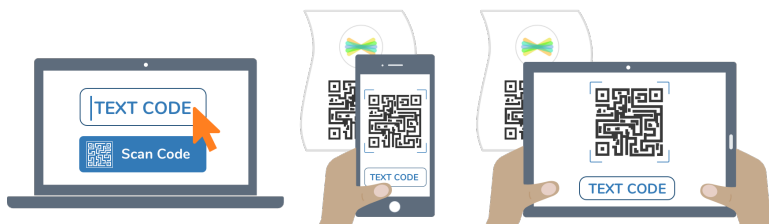
1. Go to <https://app.seesaw.me> on a computer. Or install the Seesaw Class App on an iOS or Android device.



2. Choose "I'm a Student".



3. Scan this code using Seesaw's built-in QR code scanner. Or type in these letters to access your Seesaw account: **XSLH TRAQ AZJK**



Ask your teacher for a new code after July 13, 2020.

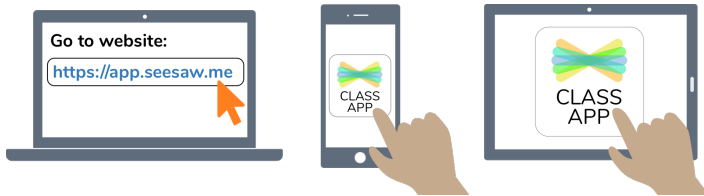
And remember, this code is like a password. Keep it safe!

Ver las instrucciones en español en: <https://web.seesaw.me/espanol>

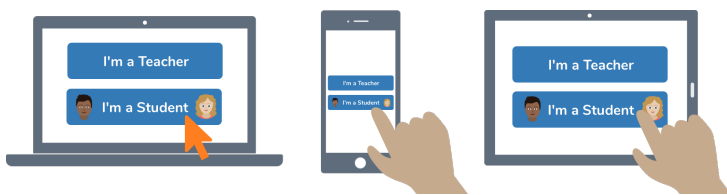


Kaitlyn's Home Learning Code

1. Go to <https://app.seesaw.me> on a computer. Or install the Seesaw Class App on an iOS or Android device.



2. Choose "I'm a Student".



3. Scan this code using Seesaw's built-in QR code scanner. Or type in these letters to access your Seesaw account: **YUZH QLAQ YBRC**



Ask your teacher for a new code after July 13, 2020.

And remember, this code is like a password. Keep it safe!

Ver las instrucciones en español en: <https://web.seesaw.me/espanol>

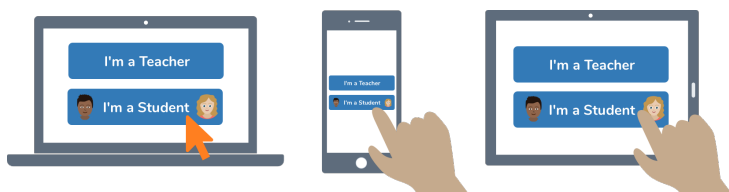


Kirra's Home Learning Code

1. Go to <https://app.seesaw.me> on a computer. Or install the Seesaw Class App on an iOS or Android device.



2. Choose "I'm a Student".



3. Scan this code using Seesaw's built-in QR code scanner. Or type in these letters to access your Seesaw account: **JSTI LQRS WYLZ**



Ask your teacher for a new code after July 13, 2020.

And remember, this code is like a password. Keep it safe!

Ver las instrucciones en español en: <https://web.seesaw.me/espanol>

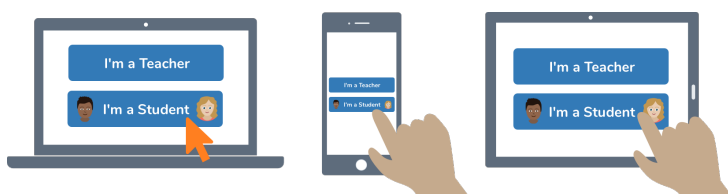


Liliana's Home Learning Code


1. Go to <https://app.seesaw.me> on a computer. Or install the Seesaw Class App on an iOS or Android device.



2. Choose "I'm a Student".



3. Scan this code using Seesaw's built-in QR code scanner. Or type in these letters to access your Seesaw account: **YYXW CDFQ SDMV**



Ask your teacher for a new code after July 13, 2020.

And remember, this code is like a password. Keep it safe!

Ver las instrucciones en español en: <https://web.seesaw.me/espanol>

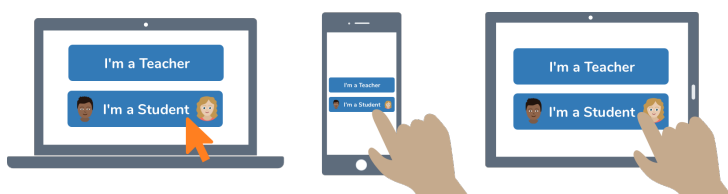


Londynn's Home Learning Code

1. Go to <https://app.seesaw.me> on a computer. Or install the Seesaw **Class App** on an iOS or Android device.



2. Choose "I'm a Student".



3. Scan this code using Seesaw's built-in QR code scanner. Or type in these letters to access your Seesaw account: **NSEW QCAQ IEUS**



Ask your teacher for a new code after July 13, 2020.

And remember, this code is like a password. Keep it safe!

Ver las instrucciones en español en: <https://web.seesaw.me/espanol>

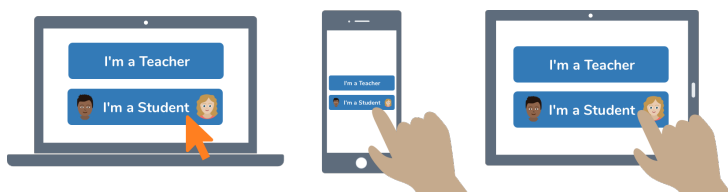


Martina's Home Learning Code

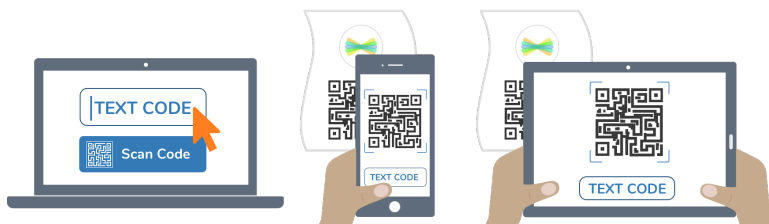
1. Go to <https://app.seesaw.me> on a computer. Or install the Seesaw Class App on an iOS or Android device.



2. Choose "I'm a Student".



3. Scan this code using Seesaw's built-in QR code scanner. Or type in these letters to access your Seesaw account: **ILCR YXQC IGUV**



Ask your teacher for a new code after July 13, 2020.

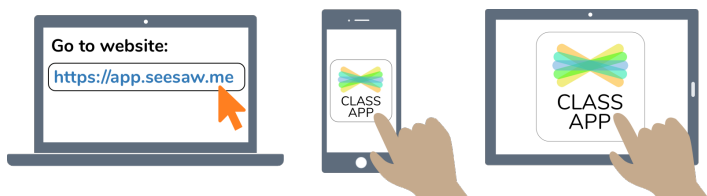
And remember, this code is like a password. Keep it safe!

Ver las instrucciones en español en: <https://web.seesaw.me/espanol>

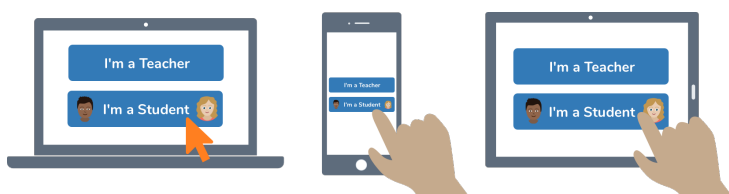


Matthias's Home Learning Code

1. Go to <https://app.seesaw.me> on a computer. Or install the Seesaw **Class App** on an iOS or Android device.



2. Choose "I'm a Student".



3. Scan this code using Seesaw's built-in QR code scanner. Or type in these letters to access your Seesaw account: **LHRB MOFY POYN**



Ask your teacher for a new code after July 13, 2020.

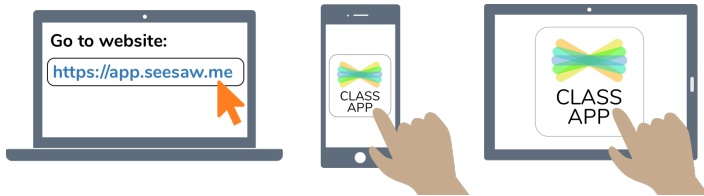
And remember, this code is like a password. Keep it safe!

Ver las instrucciones en español en: <https://web.seesaw.me/espanol>

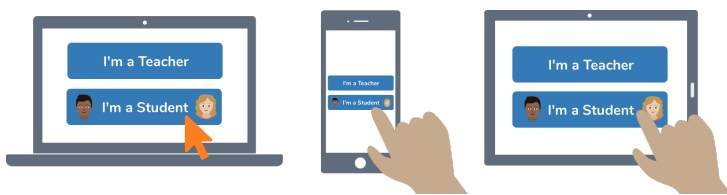


Mikey's Home Learning Code

1. Go to <https://app.seesaw.me> on a computer. Or install the Seesaw Class App on an iOS or Android device.



2. Choose "I'm a Student".



3. Scan this code using Seesaw's built-in QR code scanner. Or type in these letters to access your Seesaw account: **JRUT KYIO IRPE**



Ask your teacher for a new code after July 13, 2020.

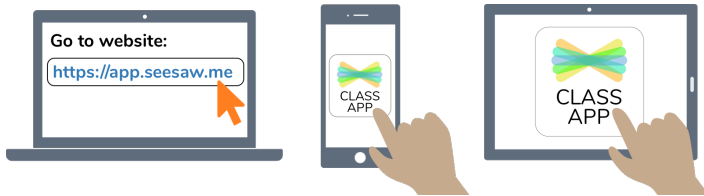
And remember, this code is like a password. Keep it safe!

Ver las instrucciones en español en: <https://web.seesaw.me/espanol>

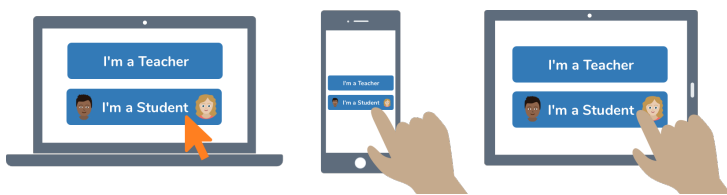


Nadia's Home Learning Code

1. Go to <https://app.seesaw.me> on a computer. Or install the Seesaw Class App on an iOS or Android device.



2. Choose "I'm a Student".



3. Scan this code using Seesaw's built-in QR code scanner. Or type in these letters to access your Seesaw account: **YVJV WKGX SBFX**



Ask your teacher for a new code after July 13, 2020.

And remember, this code is like a password. Keep it safe!

Ver las instrucciones en español en: <https://web.seesaw.me/espanol>

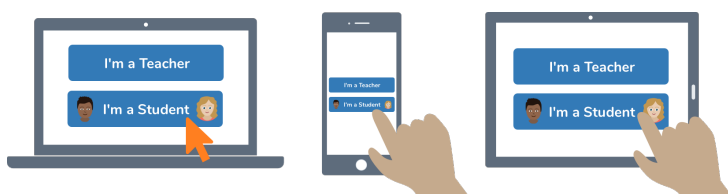


Natalia's Home Learning Code

1. Go to <https://app.seesaw.me> on a computer. Or install the Seesaw Class App on an iOS or Android device.



2. Choose "I'm a Student".



3. Scan this code using Seesaw's built-in QR code scanner. Or type in these letters to access your Seesaw account: **IEOF HEQZ SAPU**



Ask your teacher for a new code after July 13, 2020.

And remember, this code is like a password. Keep it safe!

Ver las instrucciones en español en: <https://web.seesaw.me/espanol>

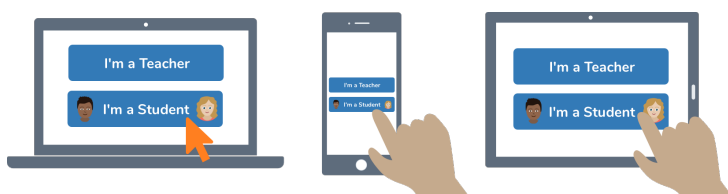


Noah's Home Learning Code

1. Go to <https://app.seesaw.me> on a computer. Or install the Seesaw Class App on an iOS or Android device.



2. Choose "I'm a Student".



3. Scan this code using Seesaw's built-in QR code scanner. Or type in these letters to access your Seesaw account: **TVRO BGVB AJUY**



Ask your teacher for a new code after July 13, 2020.

And remember, this code is like a password. Keep it safe!

Ver las instrucciones en español en: <https://web.seesaw.me/espanol>

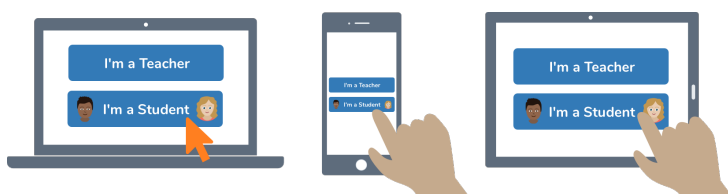


Pedro's Home Learning Code


1. Go to <https://app.seesaw.me> on a computer. Or install the Seesaw Class App on an iOS or Android device.



2. Choose "I'm a Student".



3. Scan this code using Seesaw's built-in QR code scanner. Or type in these letters to access your Seesaw account: **TPPE RUBB ZFZG**



Ask your teacher for a new code after July 13, 2020.

And remember, this code is like a password. Keep it safe!

Ver las instrucciones en español en: <https://web.seesaw.me/espanol>

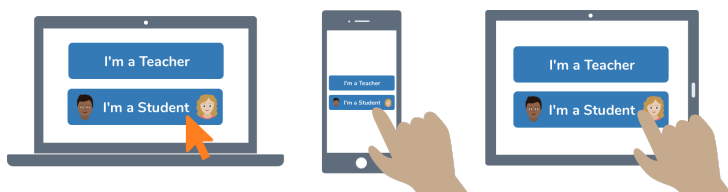


Sophia's Home Learning Code

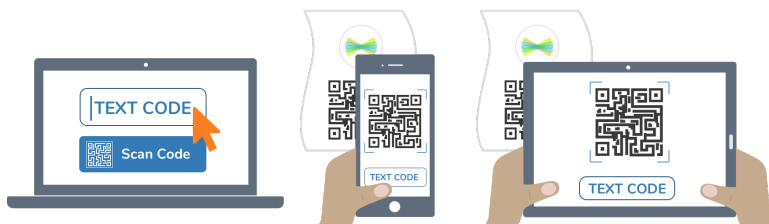
1. Go to <https://app.seesaw.me> on a computer. Or install the Seesaw Class App on an iOS or Android device.



2. Choose "I'm a Student".



3. Scan this code using Seesaw's built-in QR code scanner. Or type in these letters to access your Seesaw account: **ERVB ZEHD GPUL**



Ask your teacher for a new code after July 13, 2020.

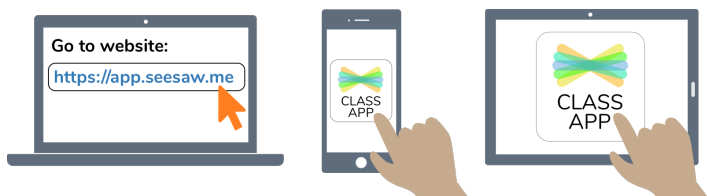
And remember, this code is like a password. Keep it safe!

Ver las instrucciones en español en: <https://web.seesaw.me/espanol>

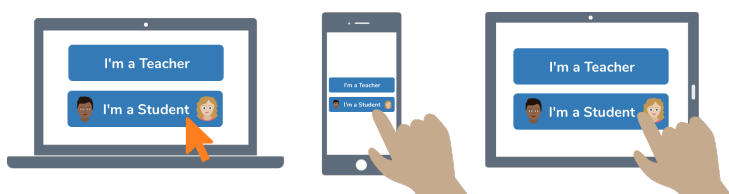


Ysabella's Home Learning Code

1. Go to <https://app.seesaw.me> on a computer. Or install the Seesaw **Class App** on an iOS or Android device.



2. Choose "I'm a Student".



3. Scan this code using Seesaw's built-in QR code scanner. Or type in these letters to access your Seesaw account: **IUHO EAOK NAUC**



Ask your teacher for a new code after July 13, 2020.

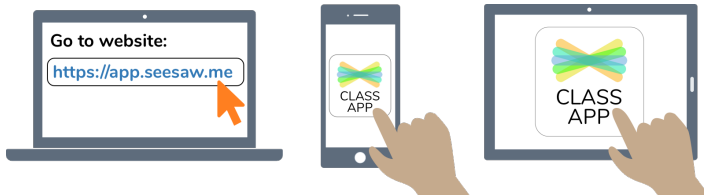
And remember, this code is like a password. Keep it safe!

Ver las instrucciones en español en: <https://web.seesaw.me/espanol>




Zachary's Home Learning Code

1. Go to <https://app.seesaw.me> on a computer. Or install the Seesaw Class App on an iOS or Android device.



2. Choose "I'm a Student".



3. Scan this code using Seesaw's built-in QR code scanner. Or type in these letters to access your Seesaw account: **GDNJ MCPR JQZA**



Ask your teacher for a new code after July 13, 2020.

And remember, this code is like a password. Keep it safe!

Ver las instrucciones en español en: <https://web.seesaw.me/espanol>