



LA MESA-SPRING VALLEY SCHOOLS

4750 Date Avenue
La Mesa, CA 91942
619 668-5700
www.lmsvschools.org

HOME INDEPENDENT WORK PACKET

TK AND EAK

PACKET 5 JUNE 8 - JUNE 16

This page intentionally left blank



Transitional Kindergarten and Early Admission Kindergarten students should be engaged in a variety of activities while at home. Please do what works for your family and your child. Know that anything you do is enough. These are challenging times and distance learning will look different than classroom learning. That is ok. Work with your child's teacher to understand the most appropriate activities for your child.

Included in this packet:

Activity Worksheets: *You will not do every page of the attached activities. Choose the ones best for your child.*

- Activity Pages: Literacy and Math

Resource Pages:

- Alphabet Maze Answer Key
- Daily Reading Log
- Physical Education Activity Log
- 25 Ways to Get Moving at Home
- Read and Write Mini Book
- Cutting Practice
- Color Word Scramble

TK and EAK classes utilize both the California Preschool Learning Foundations and the California Common Core State Standards for Kindergarten. Visit our Preschool and Kindergarten Learning Resource Pages for more at home learning ideas:

<https://www.lmsvschools.org/learning-resources/>

**Activity Pages:
Literacy and Math**

Pack 5

Name _____ Date _____

Reading Log

Title _____

Draw a picture of your favorite part.

Write a sentence about your drawing.

Circle your answer.

Did you like this story? Yes No

Would you tell a friend to read this story? Yes No

Name _____ Date _____

Reading Log

Title _____

Draw a picture of your favorite part.



Write a sentence about your drawing.

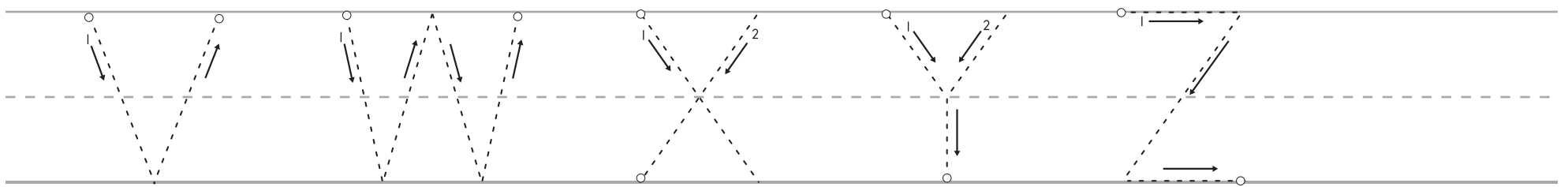
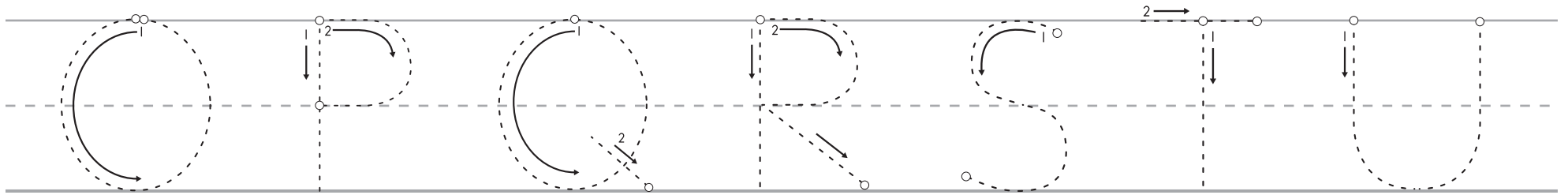
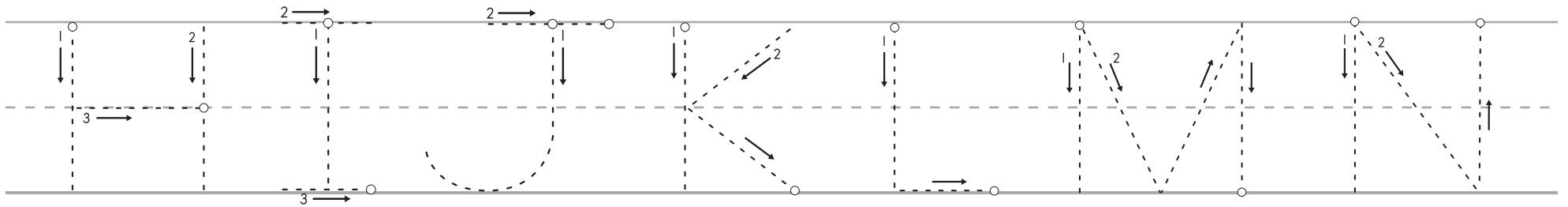
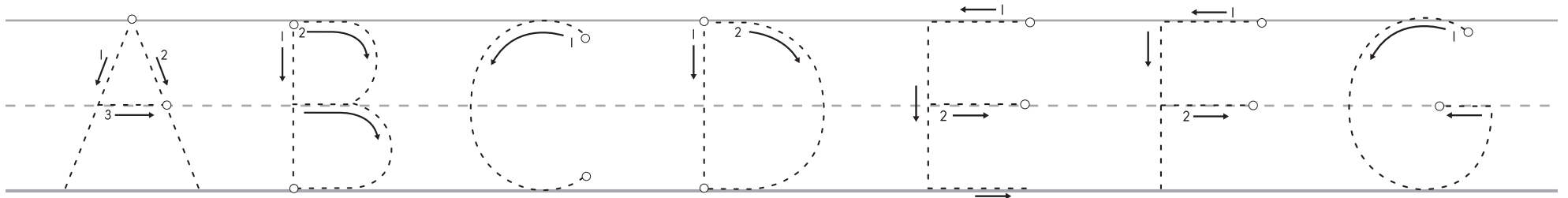
Circle your answer.


Did you like this story? Yes No

Would you tell a friend to read this story? Yes No




I Can Write My Name in





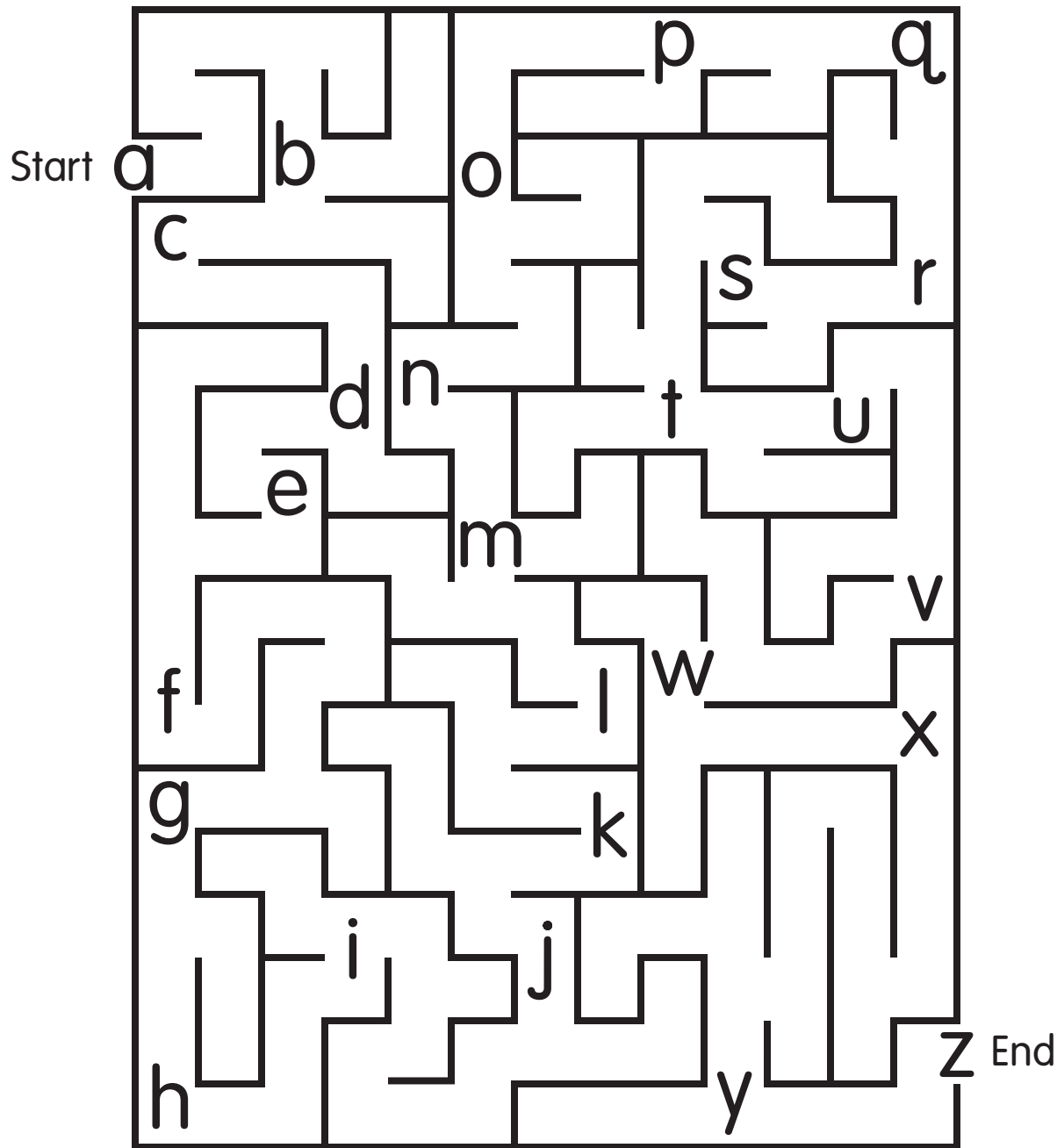


I Can Write My Name!



Lowercase Alphabet Maze

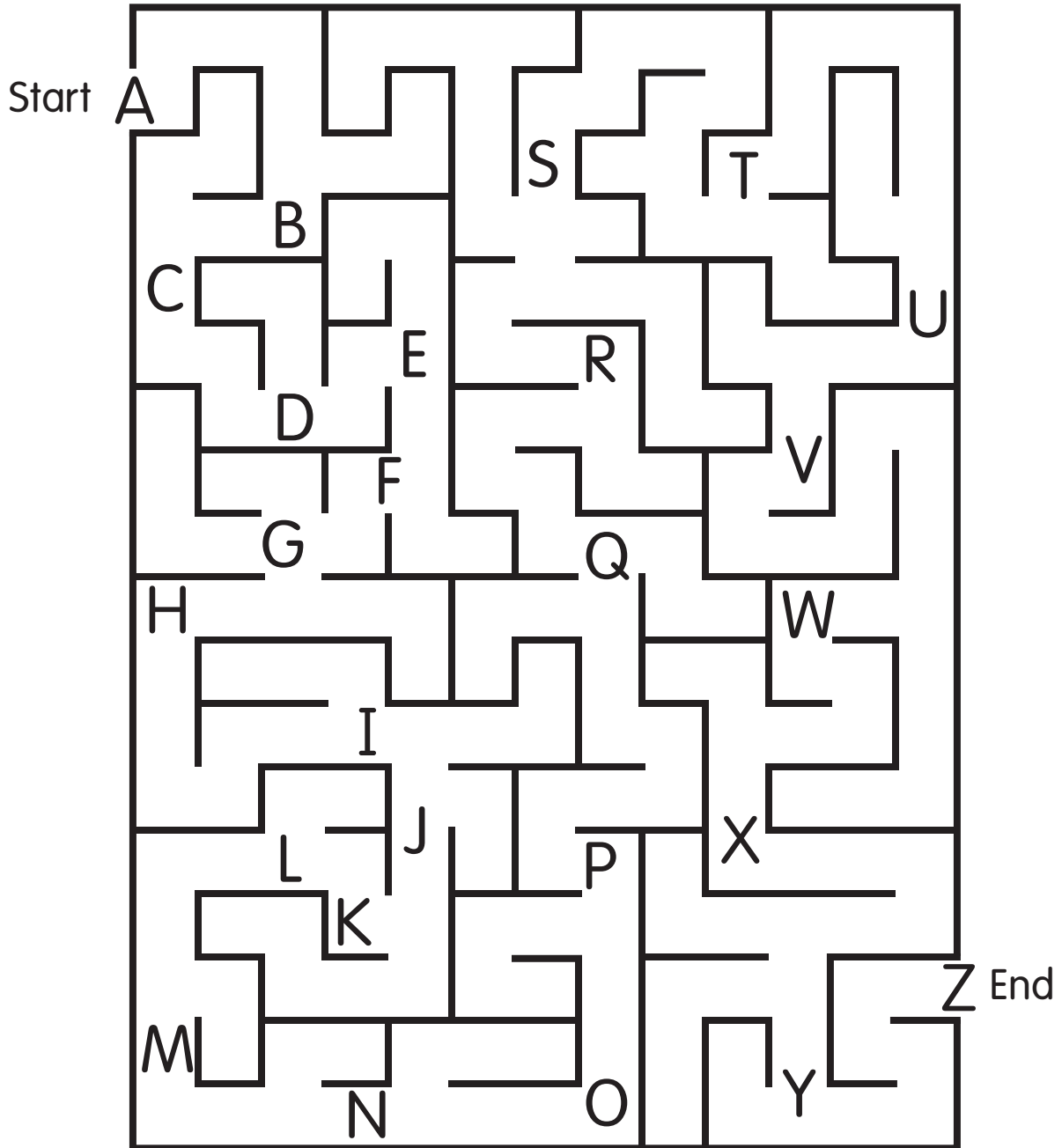
Start with the letter **a**, then follow the alphabet to find your way out of the maze.




a b c d e f g h i j k l m n o p q r s t u v w x y z

Uppercase Alphabet Maze

Start with the letter **A**, then follow the alphabet to find your way out of the maze.



A B C D E F G H I J K L M N O P Q R S T U V W X Y Z




*This is how I wrote
my name in
June.*

June Self Portrait

Put \ it Together

Directions: Blend each word by drawing a line to the matching letters. Write the word.

Example:



C O T
R A L

C A T

1.



C E P
D U R

___ ___ ___


2.



N A P
M I N

___ ___ ___


3.



D E G
S O R

___ ___ ___


4.



L E T
R A M

___ ___ ___

5.



P A Z
D I G

___ ___ ___

6.



M U T
H A J

___ ___ ___


WORD BAG

Fill this bag with words you like to write.



UP, UP, AND AWAY

Color the balloons.
Write about the balloons.



Blank writing area with a dashed line for the middle line.

Blank writing area with a dashed line for the middle line.

Blank writing area with a dashed line for the middle line.

Name _____

Counting to ten

Candy Kiss Counting




Trace.



Count.



Color.

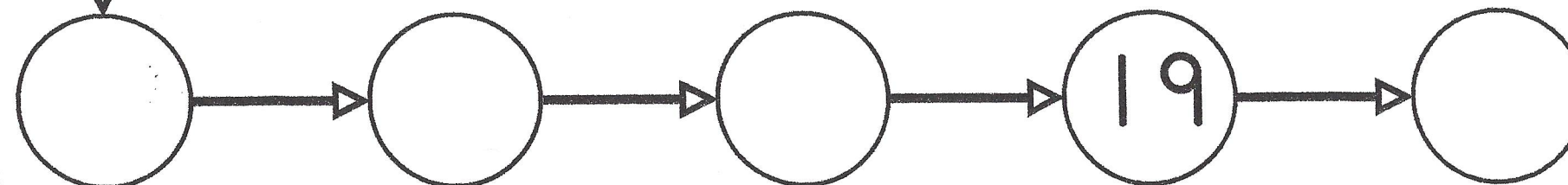
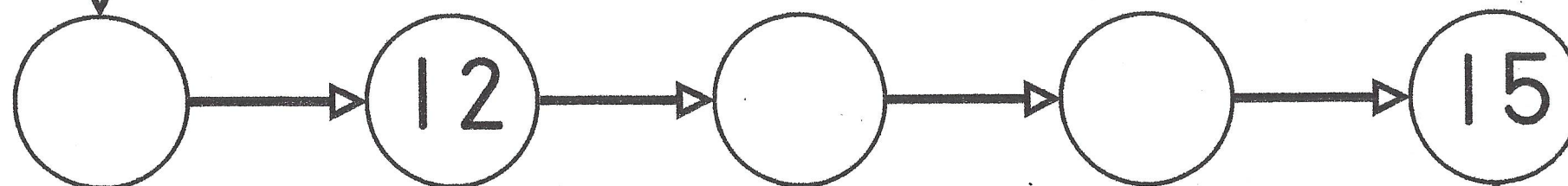

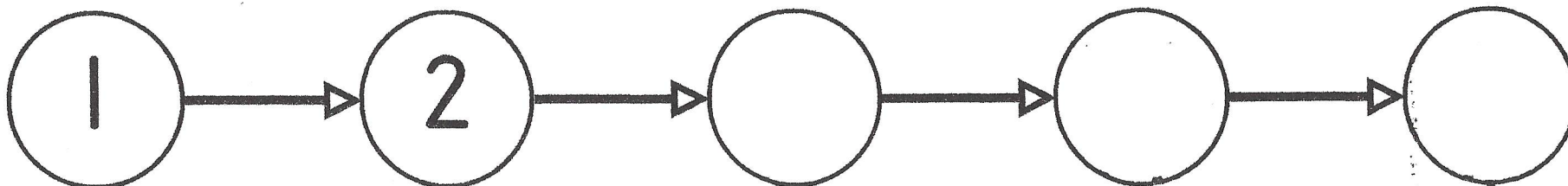


4	
8	
6	
3	
10	
5	
2	
9	

Name: _____

Count Up to 20

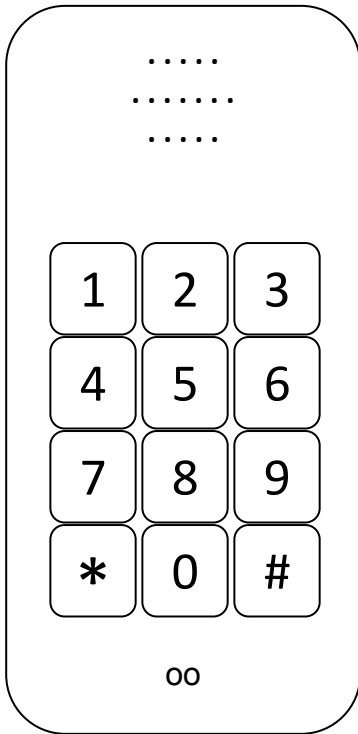
Write the missing numbers.



's

telephone number is

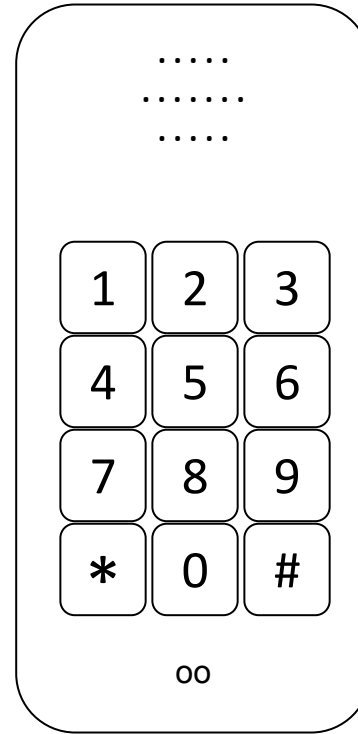
			-				-				
--	--	--	---	--	--	--	---	--	--	--	--



's

telephone number is

			-				-				
--	--	--	---	--	--	--	---	--	--	--	--




This page intentionally left blank

It's a hexagon! The shape with 6 straight lines and 6 corners is a hexagon.

Can you count the sides?

¡Es un hexágono! La figura que tiene 6 lados rectos y 6 esquinas es un hexágono.

¿Puedes contar los lados?



I Spy: Shapes

Veó, Veó: Figuras

by Kristen Reed & Jessica Young
Book/Libro 3

Name/Nombre _____

Can you play "I spy" with shapes?
Draw a shape that you see!

¿Puedes jugar "Veó veó" con figuras?
¡Dibuja una figura que estás viendo!

Teacher
Stamp

Dear Families: "I spy" is a great game to play at home, at the park, at the doctor's office, or anywhere. It helps children build their vocabulary and be good observers. The spy silently chooses something that all the players can see. The other players then ask "yes" or "no" questions about it, or make a guess. Once the object is guessed, it's the next player's turn. You can use shape clues like "I spy a triangle" to help children practice recognizing and naming shapes.

Queridas Familias: "Veó, veó" es un gran juego para jugar en el hogar, en el parque, en la oficina del doctor o donde sea. Ayuda a los niños a construir su vocabulario y a ser buenos observadores. La persona que ve selecciona silenciosamente algo que todos los jugadores pueden ver. Entonces los otros jugadores preguntan preguntas de "Sí" o "No" sobre la cosa, o adivinan que es lo que la persona ve. Una vez que el objeto es adivinado, es el turno del otro jugador. Puedes usar pistas de figuras como "Veó veó un triángulo" para ayudar a los niños a practicar el reconocimiento y nombramiento de las figuras.

Learn more about math for young children @EarlyMathEDC or www.ym.edc.org.



This page intentionally left blank


Let's play "I spy" with shapes! Can you play?
I will describe the shape I see
and you point to the shape on each page.

¡Vamos a jugar "Veo, veo" con figuras!
¿Puedes jugar? Voy a describir la
figura que veo y tú vas a apuntar la
figura correcta en cada página.

1

It's a triangle! The shape with exactly
3 straight sides and 3 corners is a triangle.
Can you count the sides?

¡Es un triángulo! La figura con exactamente
lados rectos y 3 esquinas sin interrupciones
es un triángulo. ¿Puedes contar los lados?



3

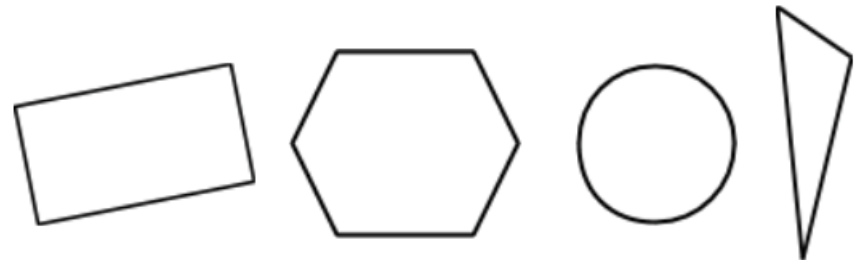
I spy a shape with exactly 3 straight
sides and 3 corners. Can you find it?

Veo, veo una figura con exactamente
3 lados rectos y 3 esquinas sin
interrupciones. ¿Puedes encontrarla?.

2

I spy a shape that has 6 straight lines
and 6 corners. Can you find it?

Veo, veo una figura que tiene 6 lados rectos
y 6 esquinas. ¿Puedes encontrarla?




4

This page intentionally left blank

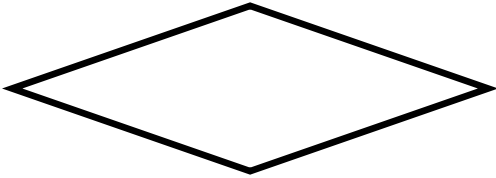
Matching shapes to names

Kindergarten Shapes Worksheet


Draw a line between a shape and its name.



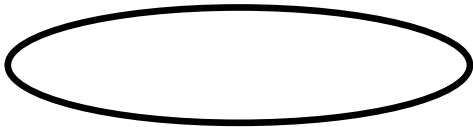
rectangle




oval



triangle



circle



square

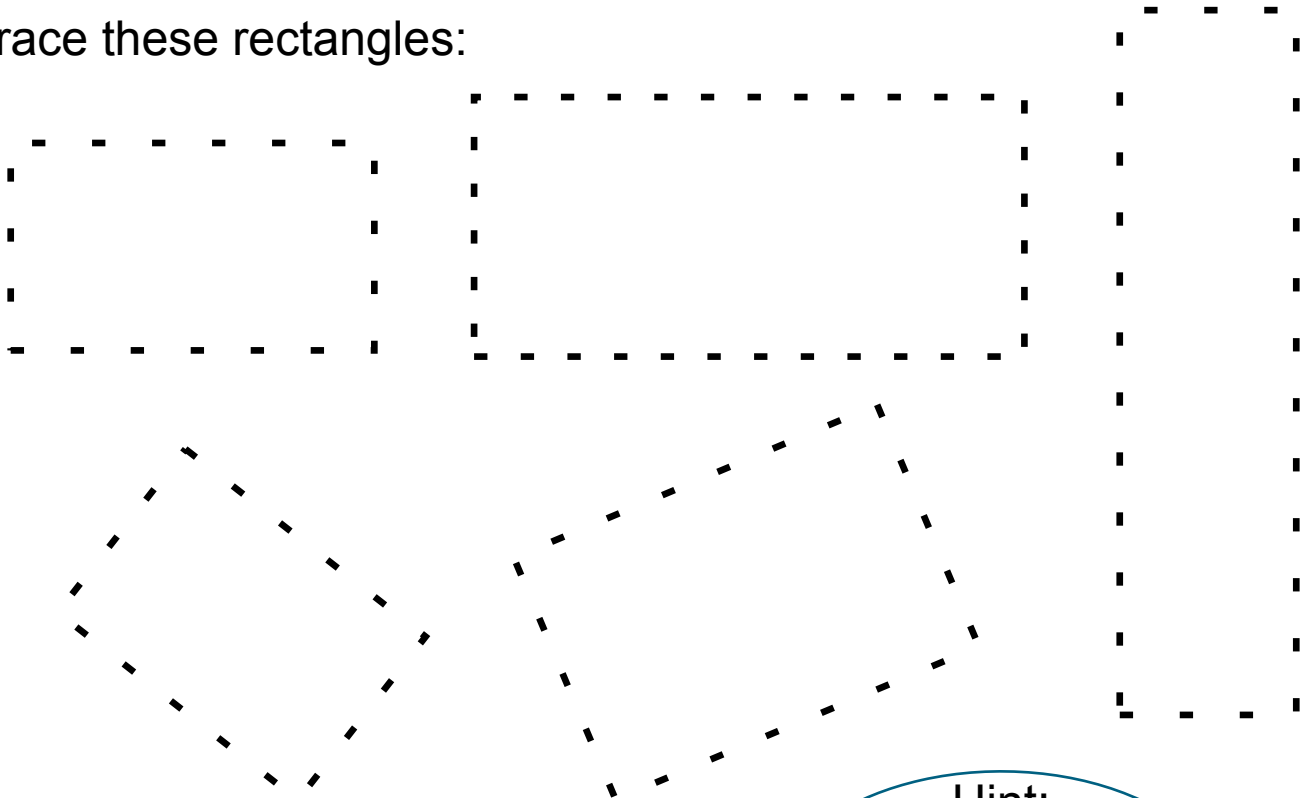


diamond

Tracing and drawing rectangles

Kindergarten Shapes Worksheet

Trace these rectangles:



Draw some rectangles below:






Hint:
Rectangles are
like squares that
have been
stretched!



Tracing and drawing squares

Kindergarten Shapes Worksheet

Trace these squares:




Draw some squares below:

Hint:
Each side of a
square is the same
size!



This page intentionally left blank



Name _____

Patterns.

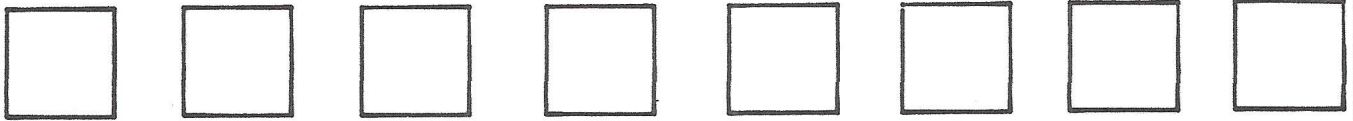
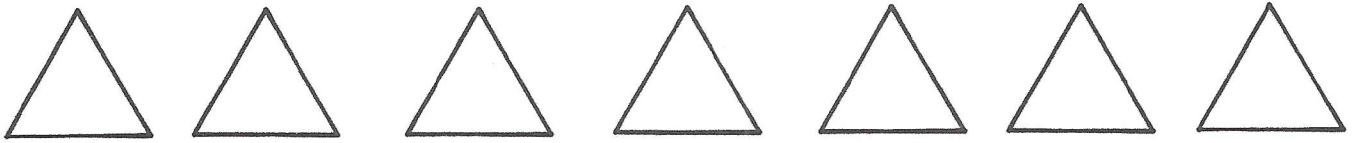

Look carefully and color the matching images. Then color, cut, and paste the correct image to complete the pattern.

--	--	--	--

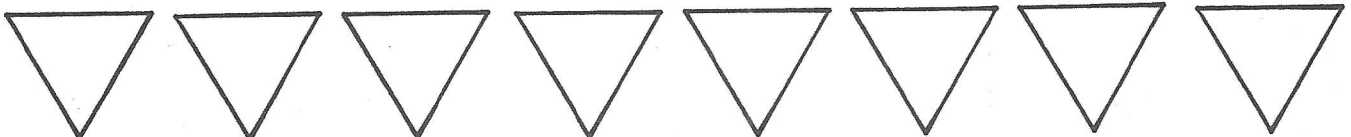
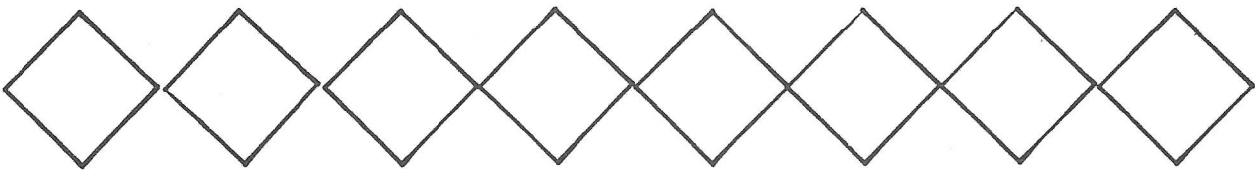
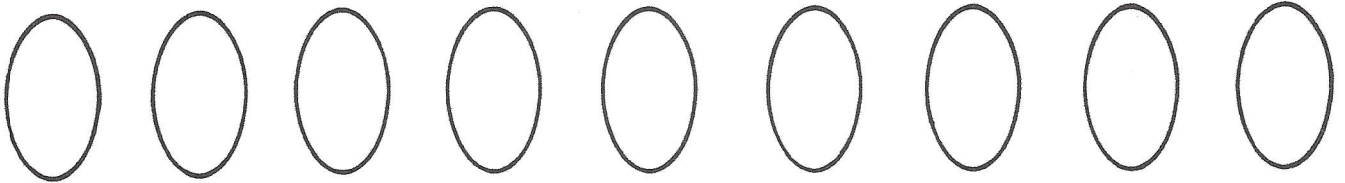
This page intentionally left blank

Name _____

Make color patterns. Use two colors.



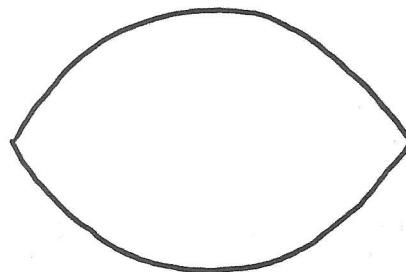
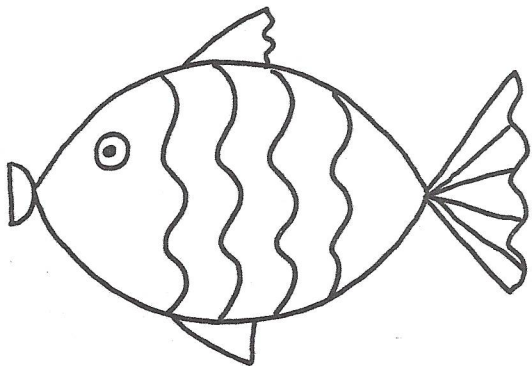


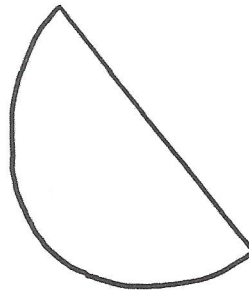

Use 3 colors.



Name _____

SEQUENCE

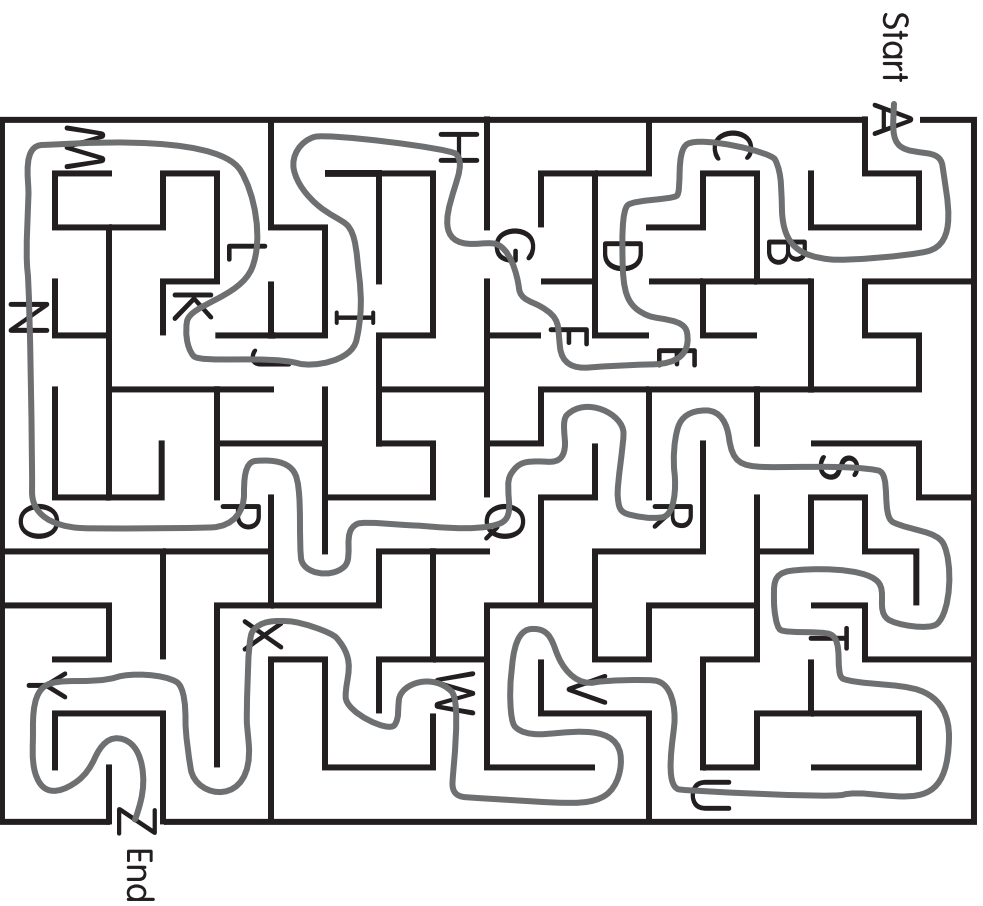
Draw the pictures.



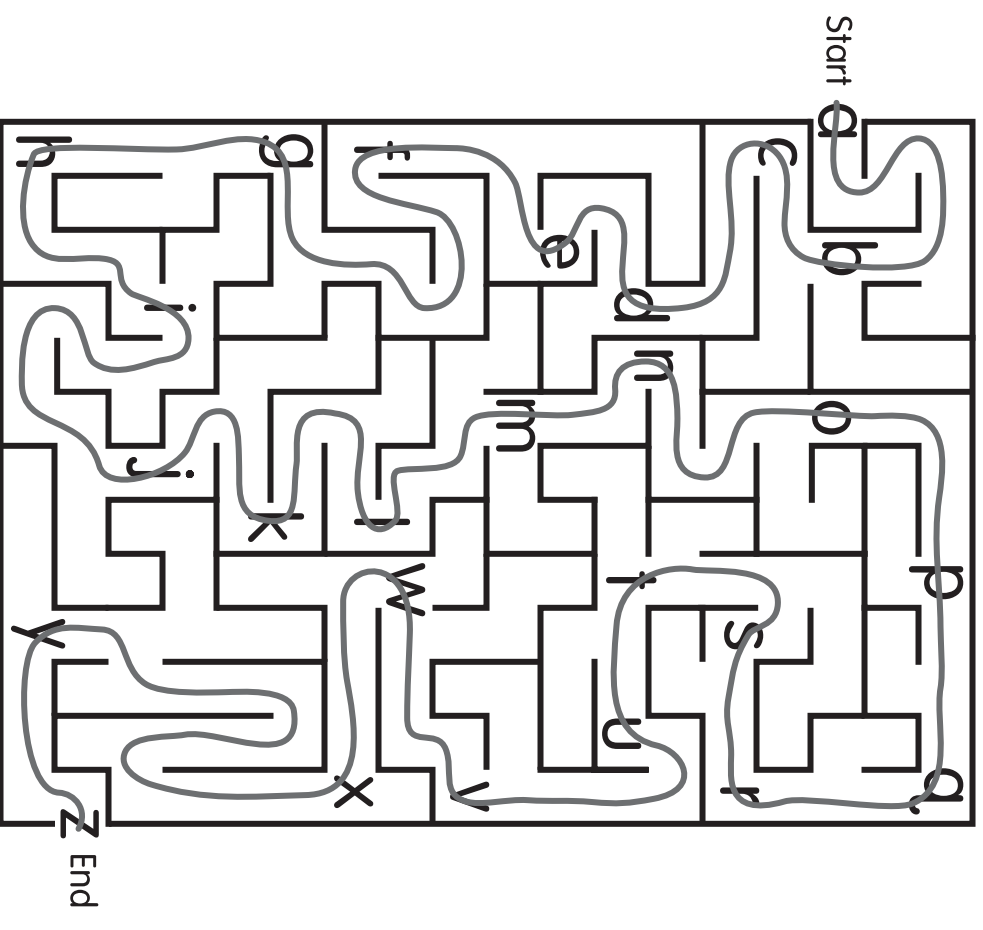
Resource Pages

Pack 5

Alphabet Maze - Answer Key



Uppercase



Lowercase



Physical Education

ACTIVITY LOG

2-Week Physical Activity Log

Use this activity log to track your physical activity minutes for 2 weeks.
Have an adult sign their initials next to each day that you complete 30 minutes.

Week 1:

Day	Activity 1	Activity 2	Activity 3	Total
Sample Day	<i>Active Outside 30 Mins</i>	<i>Walk with Family 15 Mins</i>	<i>Dance Challenge 15 minutes</i>	<i>60 minutes</i>
Day 1				
Day 2				
Day 3				
Day 4				
Day 5				
Day 6				
Day 7				

Week 2:

Day	Activity 1	Activity 2	Activity 3	Total
Day 1				
Day 2				
Day 3				
Day 4				
Day 5				
Day 6				
Day 7				



American Heart Association.

25 WAYS TO GET MOVING AT HOME



1

Run in place for 30 seconds



2

Dance party for 1 minute

3

Stand up and sit down 10 times



4

Read standing up

5

Hot lava!
Keep a balloon in the air without touching the ground (make it harder by only using heads or elbows)

6

Jumping jacks for 30 seconds

7

Do the hokey pokey

8

See how many squats you can do in 15 seconds

9

Stand up, touch your toes

10

Wall sits while reading



11

One-minute yoga

12

Stretch your hands high over your head



13

Arm circles forward for 30 seconds, arm circles backward for 30 seconds

14

10 frog jumps



15

Standing mountain climbers for 30 seconds

16

Stand on one leg, put your hands up, put your hands out to the side

17

5 lunges on the right leg, 5 lunges on the left leg

ABC

18

Practice spelling, do a squat for every vowel

22

Practice math problems, do a jumping jack every time the answer is an even number

19

Run in place for 30 seconds, check your heart rate

23

20 leg lifts

20


Practice spelling by doing a jumping jack for each letter

24

Ball toss spelling practice. Toss the ball and say a letter then toss the ball to someone else to say the next letter

21

30-second plank



25

High knees for 30 seconds

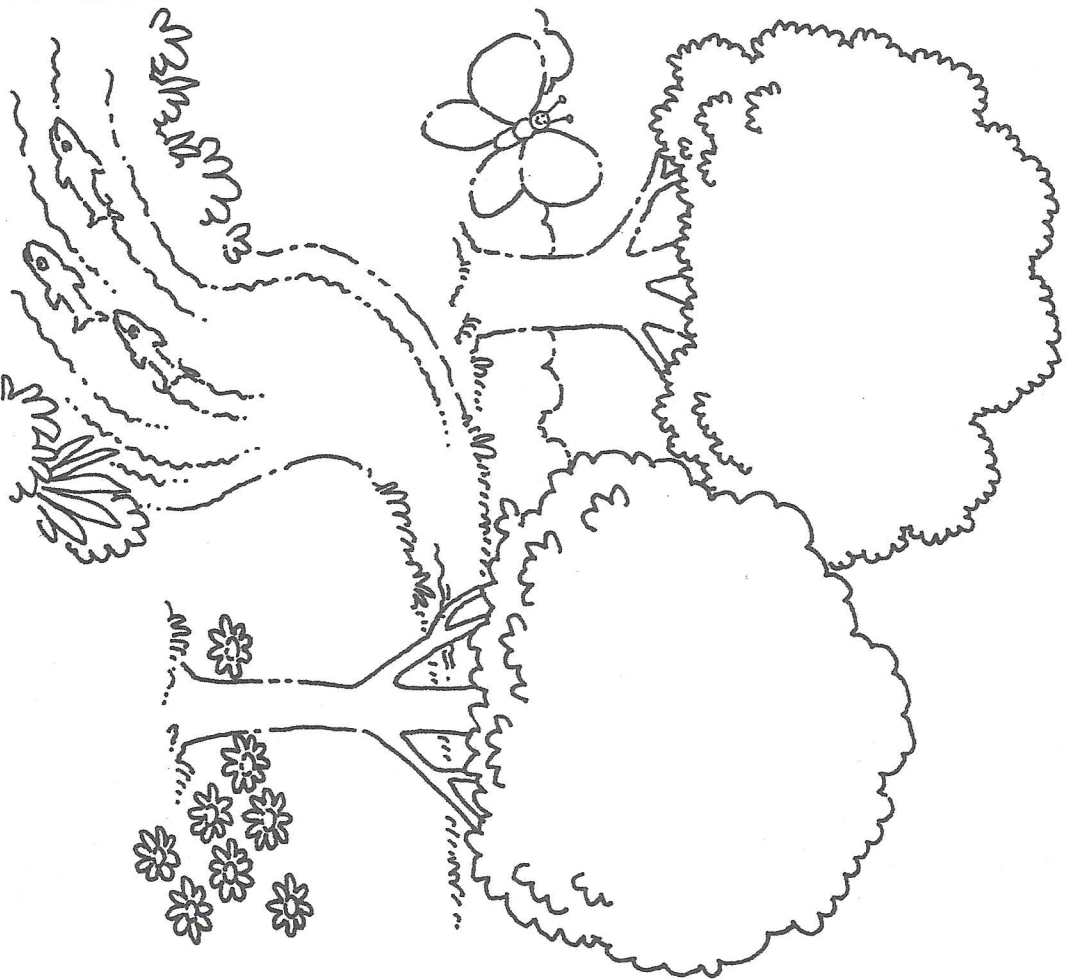
heart.org/KidsActivities

This page intentionally left blank



Comments


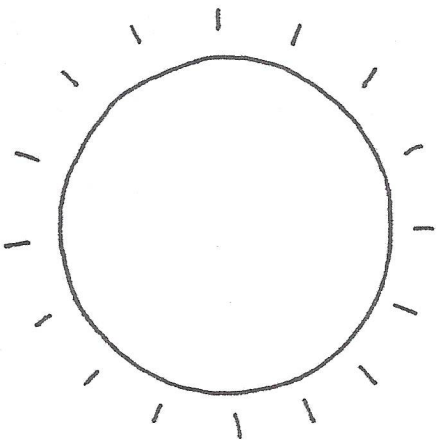

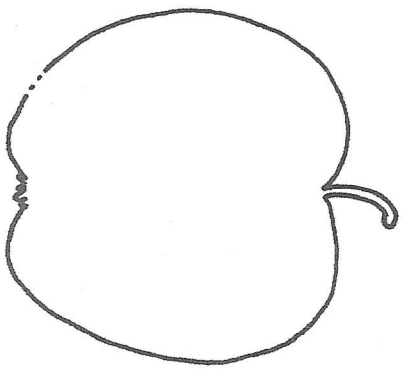
The Colors of the Earth



Month-by-Month Write & Read Books Scholastic Professional Books

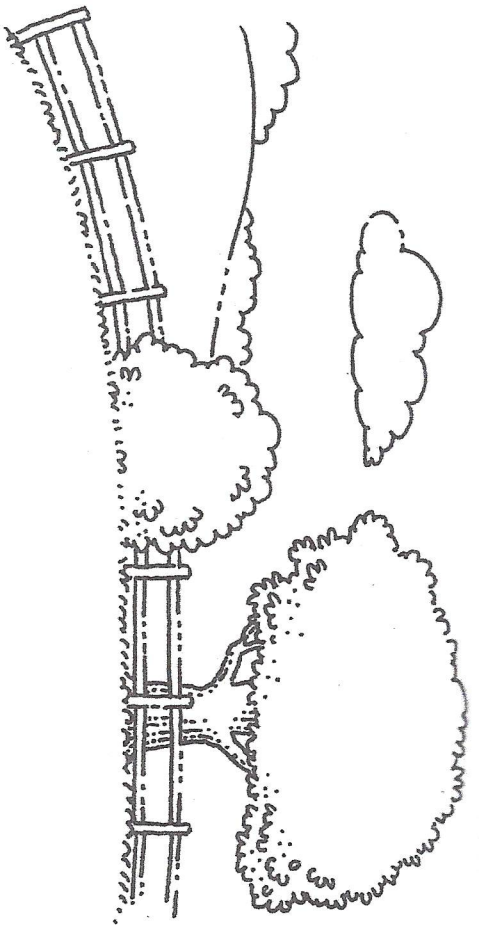
by _____

This page intentionally left blank



The earth has many beautiful colors.
Can you name them?

1



Write

The earth has beautiful

_____ grass.

2

This page intentionally left blank



The earth has a beautiful

_____ sky.

3



The earth has beautiful

_____ pumpkins.

4

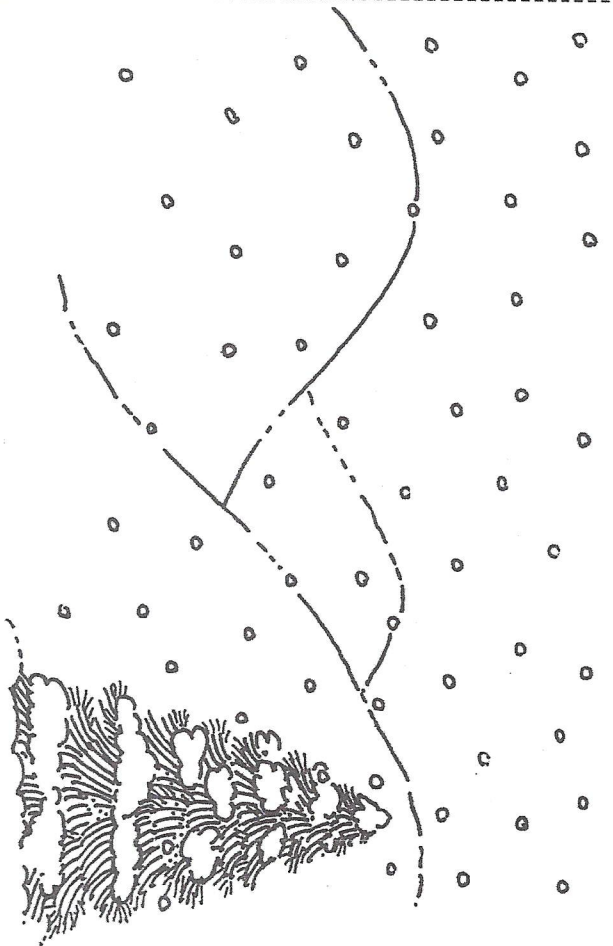
This page intentionally left blank



The earth has beautiful

_____ robins.

5

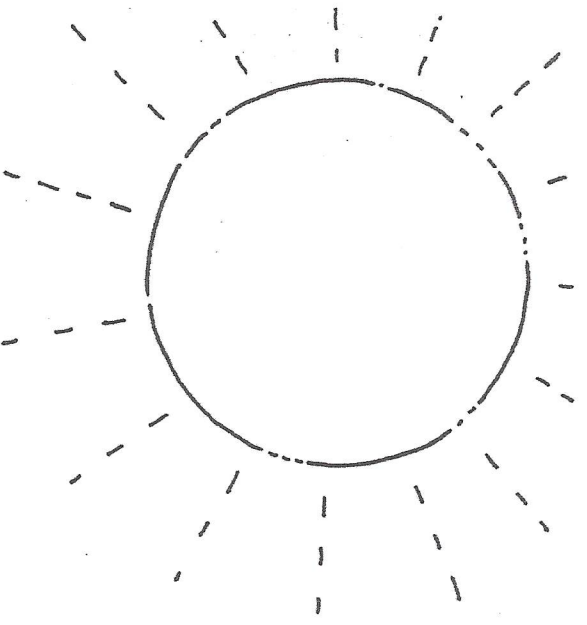


The earth has beautiful

_____ snow.

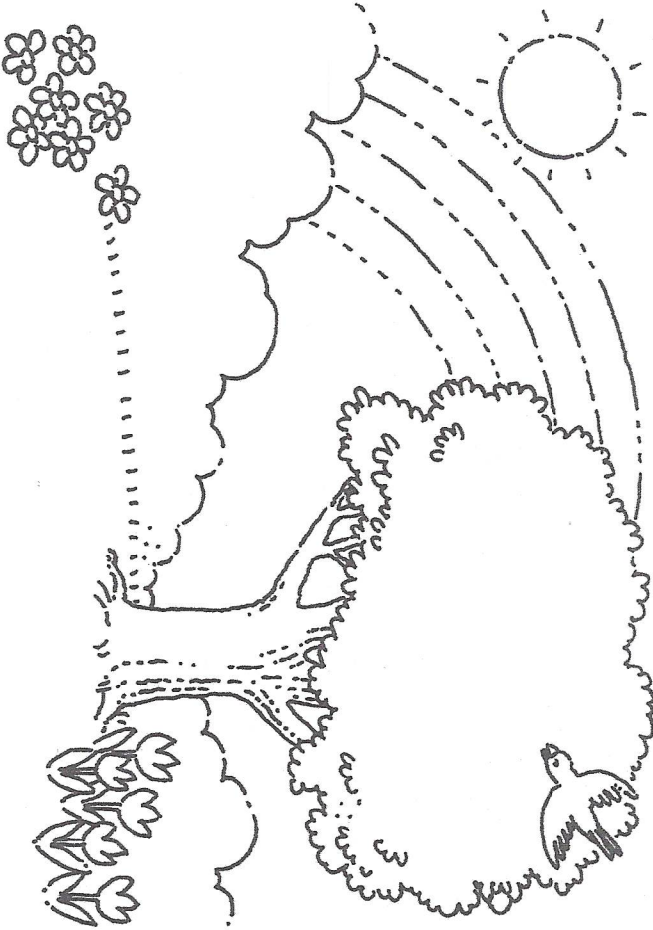
6

This page intentionally left blank




The earth has a beautiful

_____ sun.



All the colors make the
earth beautiful.
I love the earth, my home.

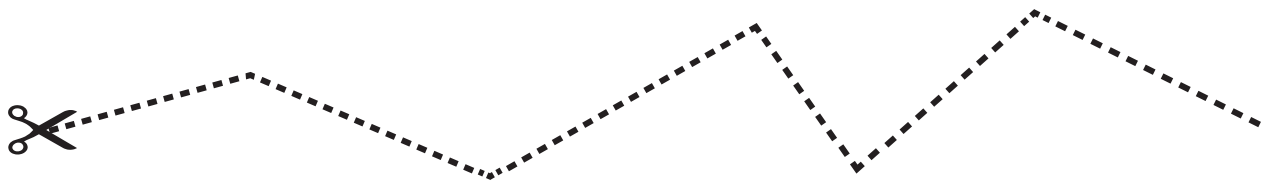


This page intentionally left blank

Name _____

Cutting Different Lines

Carefully cut along the dotted lines.


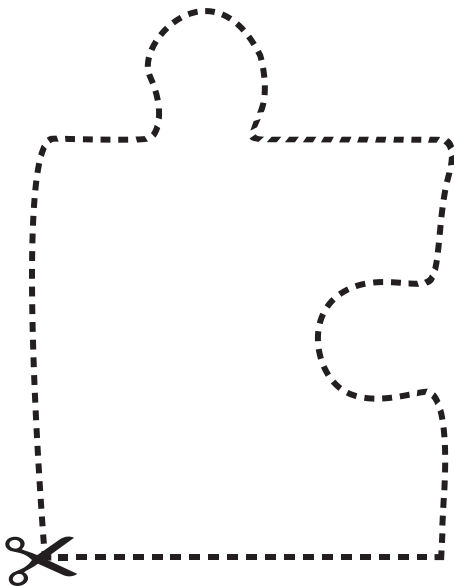
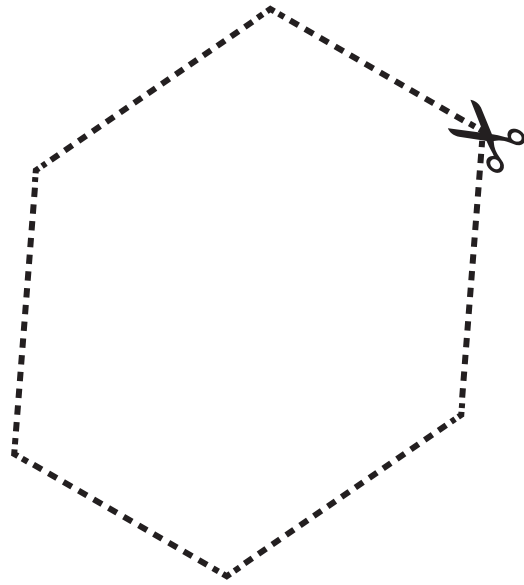
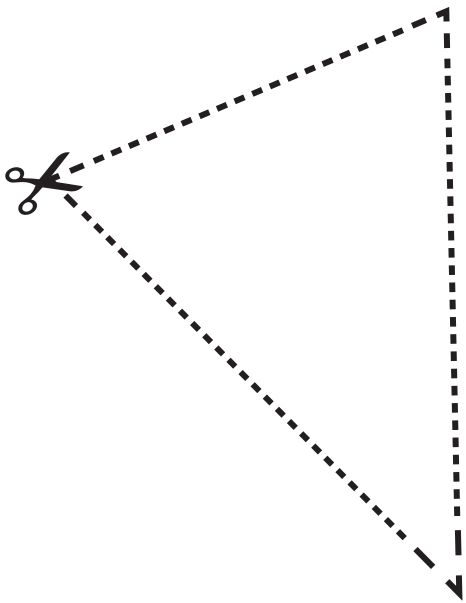


This page intentionally left blank

Name _____

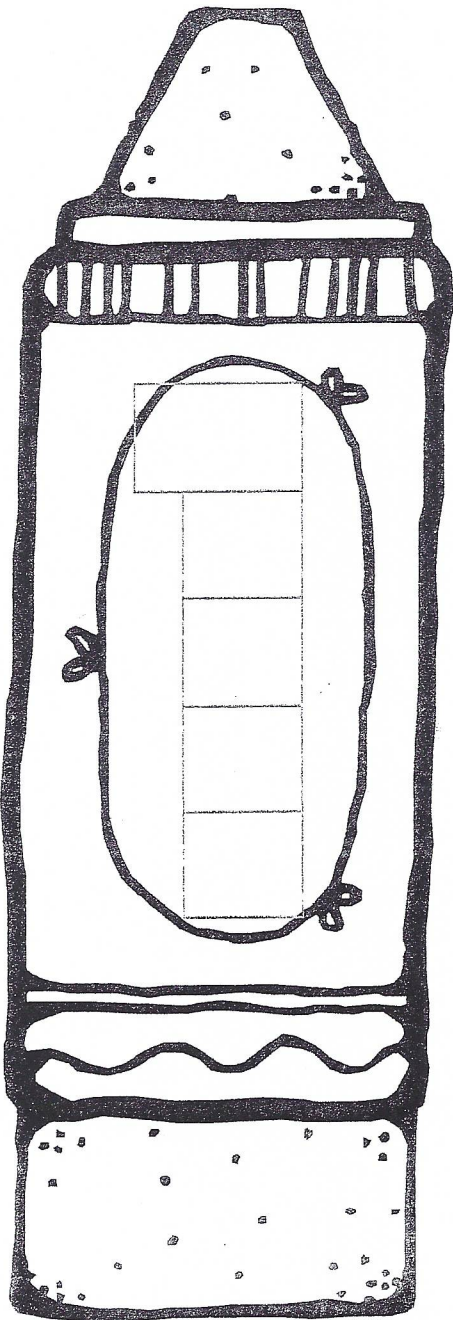
Cutting Different Shapes

Carefully cut along the dotted lines.

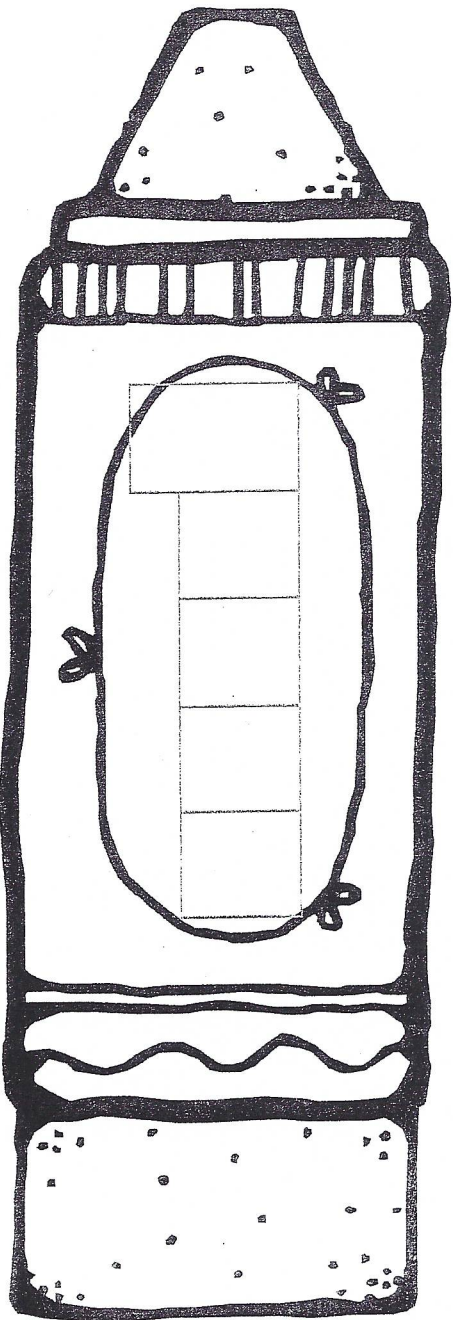


This page intentionally left blank

Name _____



Name _____



e

r

n

g

e

e

r

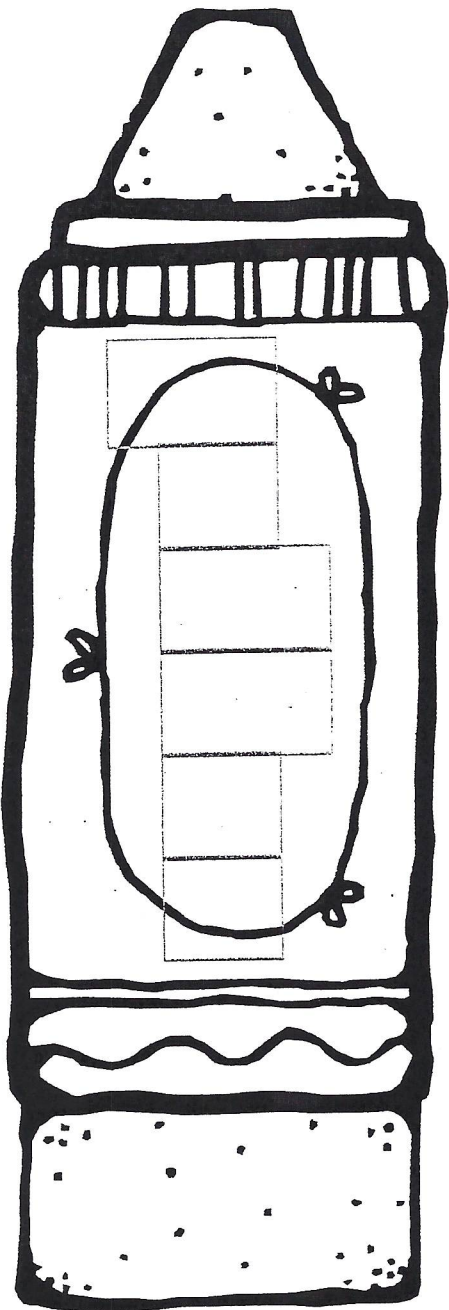
n

g

e

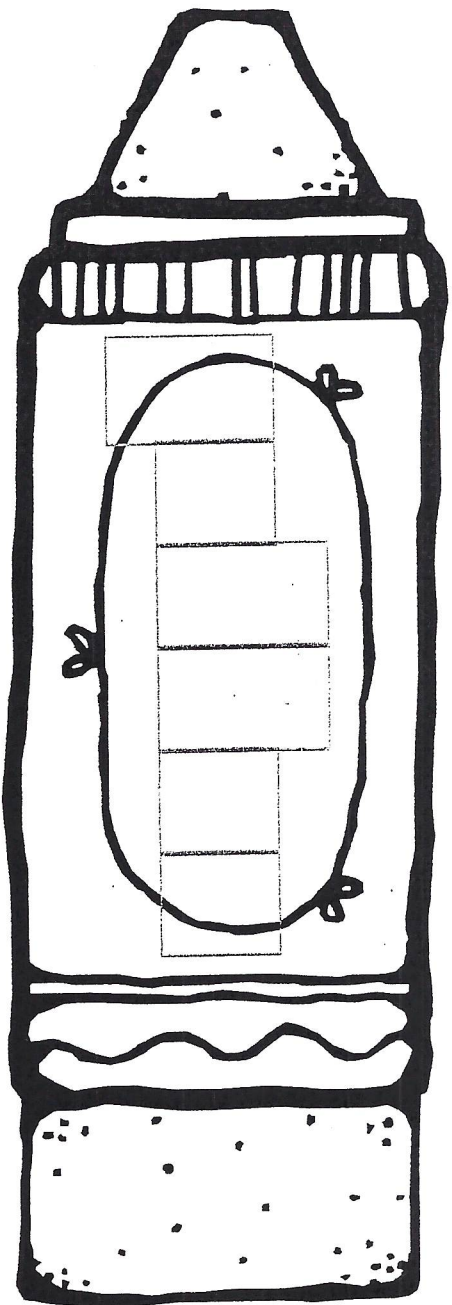
This page intentionally left blank

Name _____



W Y
O I
e I


Name _____



W Y
O I
e I

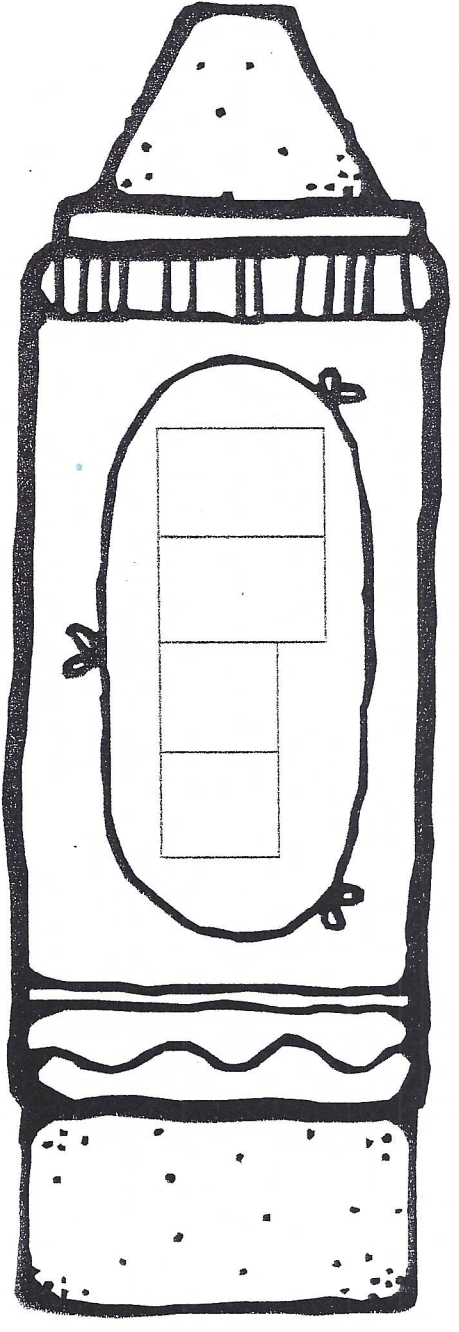
This page intentionally left blank

Name _____



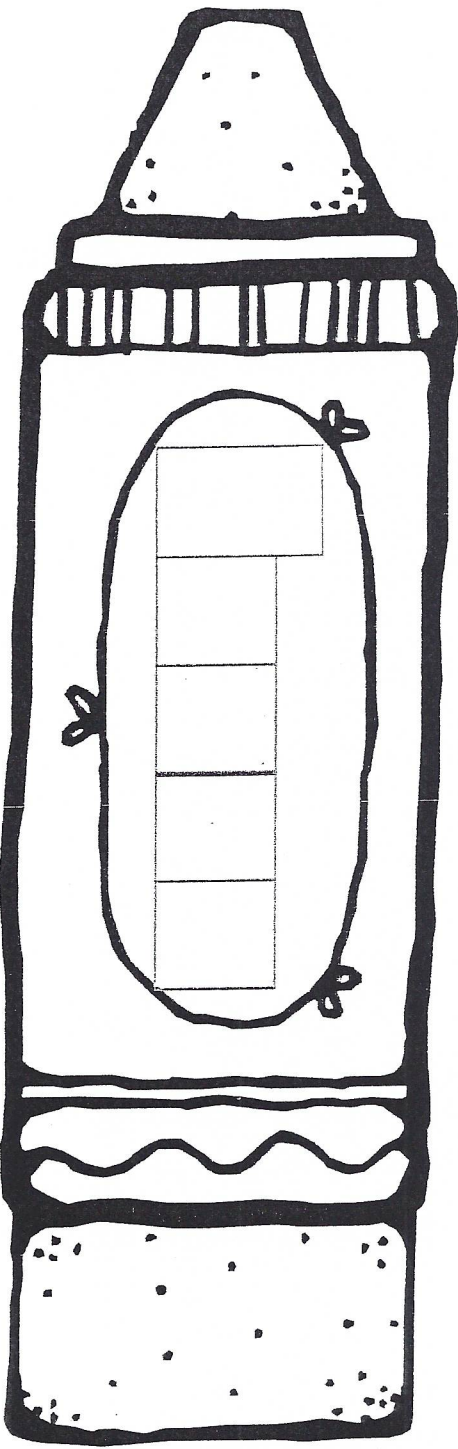
ne
ib

Name _____



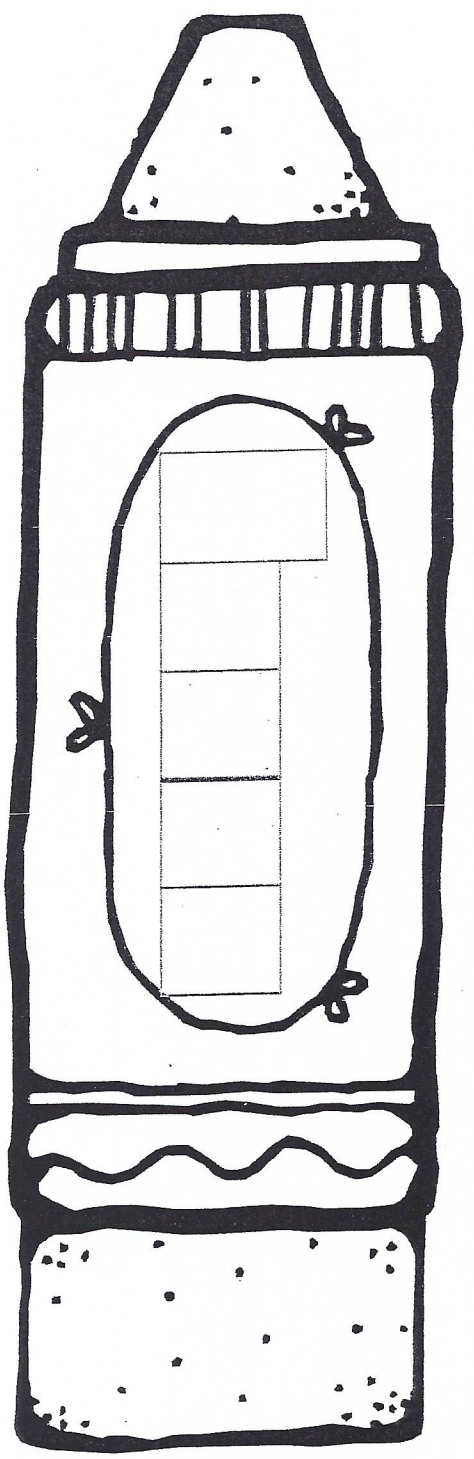
ne
ib

This page intentionally left blank



Name _____

OR
B

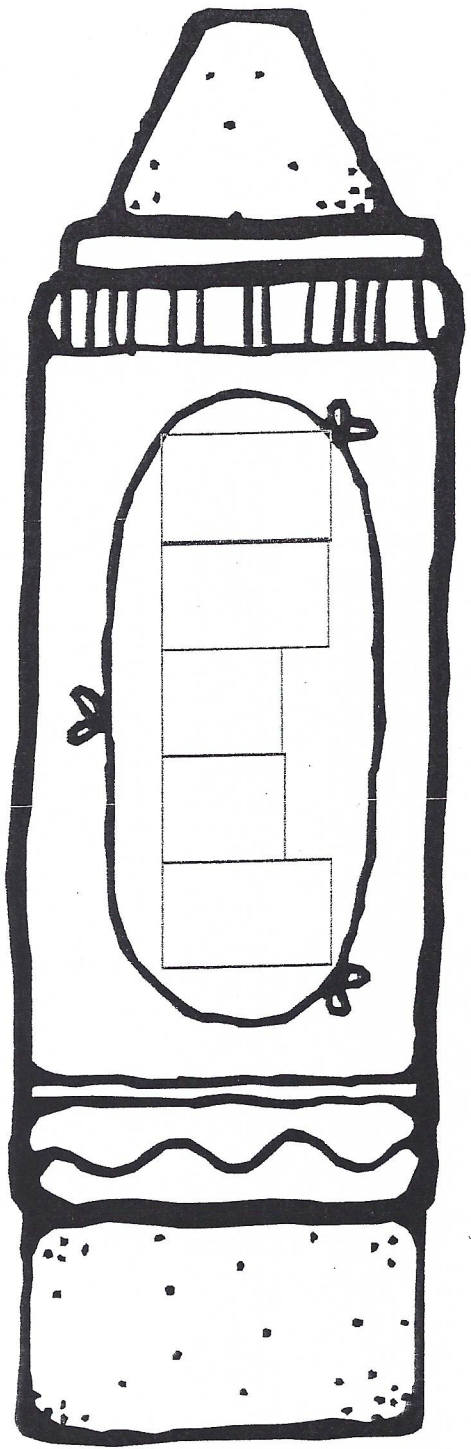


Name _____

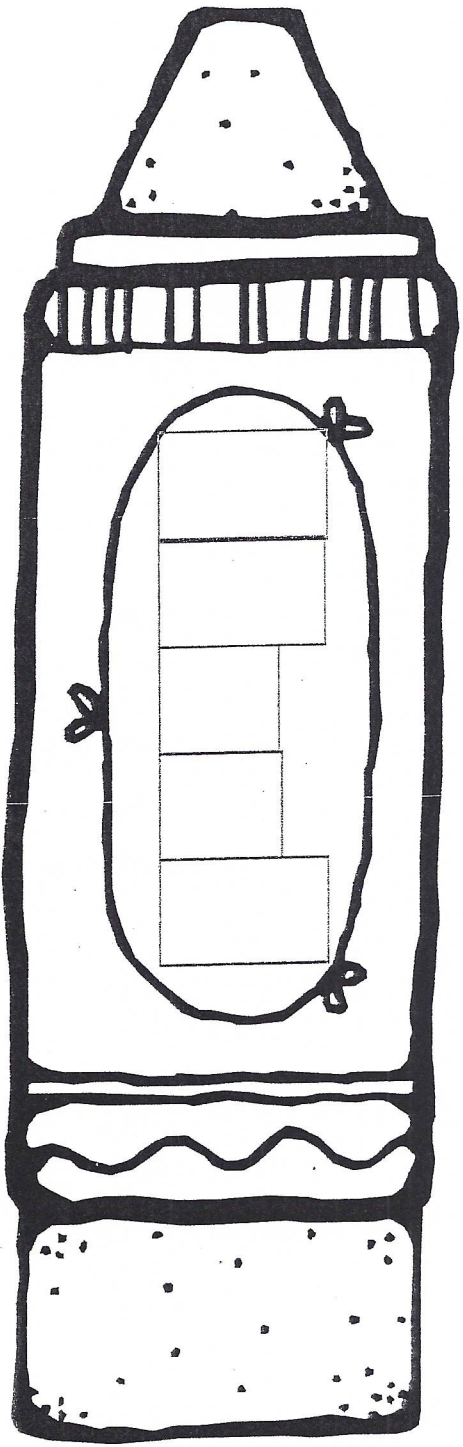
OR
B

This page intentionally left blank

Name _____



Name _____



K I C
D A

K I C
D A

This page intentionally left blank