



## Overview

This report covers the period from **May 2022** through **July 2022**.

Highlights of Activity during the period include:

- Presentation of Measure V update Board Meeting May 10, 2022.
- Citizens' Bond Oversight Committee meeting held May 18, 2022.
- Board approved Lease-Leaseback (LLB) developer for Bundle A
  - STEAM slope stabilization
  - Entrance improvements at STEAM Academy, LMAAC, Spring Valley Academy and Parkway Middle School
  - LLB developer started trade contractor advertising/procurement process
- Initiated quick start campus security improvements
  - Fence and gate improvements at 4 sites
  - Main entrance video/gate control system at 19 sites

### COVID-19 Impacts

Bond program planning, design and construction continues on-schedule with both in-person and virtual collaboration meetings. Field work continues with supporting construction management and architect/engineering and inspection personnel.

Contractors and developers shall comply with all applicable federal, state and local laws regarding COVID-19 at contractor/developer sole expense, and contractor/developer will provide the District with written verification of such compliance.

### Projects in Construction:

- Quick start campus security improvements

### Projects in Design and Construction Document development:

- Bundles B, C, and D (18 sites)

### Projects submitted to Division of State Architect for Review/Approval

- Bundle A: Steam Slope Stabilization Middle School Entrance Modernization

### Project completed/closeout

- LMAAC Abatement



Overview

**Board Adopted Program and Projects Baseline Budgets**

14 December 2021

Budgets shown are initial, baseline budgets, and include design, engineering, construction, inspection, testing and construction management. Additional costs are included as appropriate for each site. Budgets also include contingencies for escalation, changes, and unforeseen conditions.

Project scopes and designs will be developed in more detail as Architects and Engineers are assigned to each site and project grouping. As a result, initial baseline budgets are expected to change over time.

<b>ELEMENTARY SCHOOLS</b>	
<b>Avondale</b> 2,640,854	
Single point of access and fencing improvements School entrance modernization ADA upgrades	
<b>Bancroft</b> 1,893,596	
Single point of access and fencing improvements School entrance modernization ADA upgrades	
<b>Casa De Oro</b> 4,121,685	
Sewer line replacement, as needed Storm drain system replacement, as needed Single point of access and fencing improvements School entrance modernization ADA upgrades	
<b>Fletcher Hills</b> 4,142,269	
Administration access improvements Single point of access and fencing improvements School entrance modernization ADA upgrades	
<b>Highlands</b> 1,602,954	
Single point of access and fencing improvements School entrance modernization ADA upgrades	





Overview

<b>ELEMENTARY SCHOOLS</b>	
<b>Kempton</b>	
	2,676,367
Single point of access and fencing improvements School entrance modernization ADA upgrades	
<b>La Mesa Dale</b>	
	8,497,138
Convert Administration Office to Library Convert Library to Interim Administration Improve safety of student dropoff zone Single point of access and fencing improvements Campus entry & wayfinding School entrance modernization ADA upgrades	
<b>La Presa</b>	
	4,987,447
Replace cooling tower Storm drain system replacement, as needed Sewer line replacement, as needed Single point of access and fencing improvements School entrance modernization ADA upgrades	
<b>Lemon</b>	
	1,751,736
Single point of access and fencing improvements School entrance modernization ADA upgrades	
<b>Loma</b>	
	782,071
Water tank removal School entrance modernization ADA upgrades	
<b>Maryland</b>	
	1,584,914
Single point of access and fencing improvements School entrance modernization ADA upgrades	
<b>Murdock</b>	
	1,659,840
Single point of access and fencing improvements School entrance modernization ADA upgrades	



Overview

<b>ELEMENTARY SCHOOLS</b>	
<b>Murray Manor</b> <span style="float: right;">2,273,753</span>	
	Single point of access and fencing improvements School entrance modernization ADA upgrades
<b>Northmont</b> <span style="float: right;">5,408,297</span>	
	Sewer line replacement, as needed Storm drain system replacement, as needed Single point of access and fencing improvements School entrance modernization Tree removal and new landscaping ADA upgrades
<b>Rancho</b> <span style="float: right;">2,001,412</span>	
	Single point of access and fencing improvements School entrance modernization ADA upgrades
<b>Rolando</b> <span style="float: right;">2,755,933</span>	
	Improve safety of student dropoff zone Single point of access and fencing improvements School entrance modernization ADA upgrades
<b>Sweetwater Springs</b> <span style="float: right;">5,629,940</span>	
	Tree removal and new landscaping Single point of access and fencing improvements Sewer line replacement, as needed Storm drain system replacement, as needed School entrance modernization ADA upgrades
<b>MIDDLE SCHOOLS</b>	
<b>MS Entrance Modernizations</b> <span style="float: right;">2,513,439</span>	
	Single points of entry, fencing and security Visibility and line of sight Wayfinding and signage Landscaping improvements





Overview

<b>MIDDLE SCHOOLS</b>	
<b>La Mesa Arts Academy</b> 5,568,239	
	Sewer line replacement Campuswide landscaping improvements Single point of access and fencing improvements West entrance hardscape and access improvements ADA upgrades
<b>Parkway</b> 16,669,083	
	Storm water system replacement Single point of access and fencing improvements Administration office relocation Campuswide landscaping improvements ADA upgrades
<b>Spring Valley Academy</b> 3,389,591	
	Sewer line replacement Campuswide landscaping improvements Single point of access and fencing improvements ADA upgrades
<b>STEAM at La Presa</b> 4,621,369	
	Single point of access and fencing improvements Replace chillers and gas lines Campuswide landscaping improvements ADA upgrades (Slope stabilization tracked separately)
<b>OTHER DISTRICT SITES</b>	
<b>Additional Projects</b>	
	Slope stabilization and playfield repairs, STEAM site 6,606,525
	General infrastructure improvements, Districtwide 6,443,079
	Energy efficiency projects, Districtwide 10,371,056
<b>Operations Center</b> 2,303,006	
	Fencing and wayfinding signage General infrastructure improvements Trailer demolition and building relocation



Overview

<b>OTHER DISTRICT SITES</b>	
<b>Education Service Center</b>	
	6,248,616
Replace curtain walls and interior repairs	
<b>PROGRAM ADMINISTRATION</b>	
<b>Program Administration, Services, and Software</b>	
District staff supporting bond program	9,855,792
Legal services	
Program services: standard specifications, auditor, financial software, funding eligibility specialists, educational specifications, other advisors	
Cost of bond issuances	
Program management	
<b>SUMMARY: BOND PROGRAM BASELINE BUDGET</b>	
Total project costs	119,144,208
Program administration	9,855,792
Program contingency	3,000,000
Program Reserve	4,000,000
<b>Total Baseline Program Budget</b>	<b>136,000,000</b>

LA MESA-SPRING VALLEY SCHOOLS  
Measure V Bond Program



Program Budget Summary

Project #	Bundle	Project Name	Current Budget A	Committed Costs B	Job to Date Costs C	Commitment Balance D (A-B)	Remaining Budget E (A-C)
9106	A	Parkway Middle School Entry Improvements	\$628,359.69	\$62,971.25	\$17,460.00	\$565,388.44	\$610,899.69
9205	A	LMAAC Middle School Entry Improvements	\$628,359.70	\$67,406.50	\$17,460.00	\$560,953.20	\$610,899.70
9307	A	Spring Valley Academy Middle School Entry Improvements	\$628,359.69	\$64,771.00	\$17,460.00	\$563,588.69	\$610,899.69
9407	A	STEAM Slope Stabilization	\$6,606,524.75	\$150,093.66	\$59,786.00	\$6,456,431.09	\$6,546,738.75
9408	A	STEAM Academy Middle School Entry Improvements	\$628,359.69	\$67,275.00	\$17,460.00	\$561,084.69	\$610,899.69
		<b>Sub-total</b>	<b>\$9,119,963.52</b>	<b>\$412,517.41</b>	<b>\$129,626.00</b>	<b>\$8,707,446.11</b>	<b>\$8,990,337.52</b>
9005	B	Operations Center Site Improvements	\$1,908,207.11	\$168,117.42	\$16,330.00	\$1,740,089.69	\$1,891,877.11
9301	B	Spring Valley Academy Site Improvements	\$3,389,591.21	\$270,471.70	\$41,900.54	\$3,119,119.51	\$3,347,690.67
9302	B	Casa de Oro Site Improvements	\$4,121,685.39	\$322,041.83	\$52,437.42	\$3,799,643.56	\$4,069,247.97
9303	B	Highlands Elementary Site Improvements	\$1,602,953.80	\$171,236.44	\$48,056.56	\$1,431,717.36	\$1,554,897.24
9304	B	Loma Elementary Site Improvements	\$782,071.17	\$99,520.00	\$31,347.50	\$682,551.17	\$750,723.67
9305	B	Murdock Site Improvements	\$1,659,839.77	\$163,911.86	\$37,325.30	\$1,495,927.91	\$1,622,514.47
9306	B	Sweetwater Springs Site Improvements	\$5,629,939.77	\$407,400.16	\$55,933.45	\$5,222,539.61	\$5,574,006.32
		<b>Sub-total</b>	<b>\$19,094,288.22</b>	<b>\$1,602,699.41</b>	<b>\$283,330.77</b>	<b>\$17,491,588.81</b>	<b>\$18,810,957.45</b>
9105	C	Maryland Avenue Site Improvements	\$1,584,913.59	\$148,096.21	\$24,110.00	\$1,436,817.38	\$1,560,803.59
9201	C	La Mesa Arts Academy Site Improvements	\$5,568,238.99	\$460,191.72	\$120,667.00	\$5,108,047.27	\$5,447,571.99
9202	C	La Mesa Dale Site Improvements	\$8,497,137.87	\$574,535.89	\$60,365.00	\$7,922,601.98	\$8,436,772.87
9203	C	Lemon Avenue Site Improvements	\$1,751,735.70	\$161,760.34	\$24,110.00	\$1,589,975.36	\$1,727,625.70
9204	C	Rolando Site Improvements	\$2,755,932.66	\$219,584.83	\$24,110.00	\$2,536,347.83	\$2,731,822.66
		<b>Sub-total</b>	<b>\$20,157,958.81</b>	<b>\$1,564,168.99</b>	<b>\$253,362.00</b>	<b>\$18,593,789.82</b>	<b>\$19,904,596.81</b>
9401	D	STEAM Academy Site Improvements	\$4,621,369.51	\$343,430.00	\$27,630.00	\$4,277,939.51	\$4,593,739.51
9402	D	Avondale Site Improvements	\$2,640,853.53	\$215,020.00	\$13,861.50	\$2,425,833.53	\$2,626,992.03
9403	D	Bancroft Site Improvements	\$1,893,596.29	\$175,320.00	\$13,861.50	\$1,718,276.29	\$1,879,734.79
9404	D	Kempston Site Improvements	\$2,876,367.30	\$232,070.00	\$15,111.50	\$2,644,297.30	\$2,661,255.80
9405	D	La Presa Site Improvements	\$4,987,447.34	\$355,880.00	\$21,596.50	\$4,631,567.34	\$4,965,850.84
9406	D	Rancho Site Improvements	\$2,001,411.81	\$173,270.00	\$14,111.50	\$1,828,141.81	\$1,987,300.31
		<b>Sub-total</b>	<b>\$18,821,045.78</b>	<b>\$1,494,990.00</b>	<b>\$106,172.50</b>	<b>\$17,326,055.78</b>	<b>\$18,714,873.28</b>
9101	E	Parkway Middle School Improvements	\$16,669,083.19	\$61,662.69	\$53,462.69	\$16,607,420.50	\$16,615,620.50
9102	E	Fletcher Hills Elementary School	\$4,142,269.06	\$35,420.00	\$2,250.00	\$4,106,849.06	\$4,140,019.06
9103	E	Murray Manor Site Improvements	\$2,273,753.02	\$39,300.00	\$1,125.00	\$2,234,453.02	\$2,272,628.02
9104	E	Northmont Site Improvements	\$5,408,296.52	\$47,791.98	\$5,246.98	\$5,360,504.54	\$5,403,049.54
		<b>Sub-total</b>	<b>\$28,493,401.79</b>	<b>\$184,174.67</b>	<b>\$62,084.67</b>	<b>\$28,309,227.12</b>	<b>\$28,431,317.12</b>
0000	-	Program Common Costs	\$9,855,691.69	\$1,997,258.80	\$1,379,859.65	\$7,858,432.89	\$8,475,832.04
9000	-	Energy Efficiency Projects - Districtwide	\$10,371,056.42	\$10,371,056.42	\$10,371,056.42	\$0.00	\$0.00
9002	-	Operations Center Trailer Demolition	\$65,252.63	\$62,106.00	\$62,106.00	\$3,146.63	\$3,146.63
9003	-	Portable Building	\$329,545.99	\$51,890.74	\$38,176.72	\$277,655.25	\$291,369.27
9004	-	Education Center Site Improvements	\$6,248,616.17	\$0.00	\$0.00	\$6,248,616.17	\$6,248,616.17
9006	-	Infrastructure Repairs - Districtwide	\$6,443,178.98	\$331,085.00	\$0.00	\$6,112,093.98	\$6,443,178.98
-	-	LMSV Contingency & Reserve	\$7,000,000.00	\$0.00	\$0.00	\$7,000,000.00	\$7,000,000.00
		<b>Total</b>	<b>\$136,000,000.00</b>	<b>\$18,071,947.44</b>	<b>\$12,685,774.73</b>	<b>\$117,928,052.56</b>	<b>\$123,314,225.27</b>



# LA MESA-SPRING VALLEY SCHOOLS

## Measure V Bond Program



### Program Summary Schedule (Partial Roll-up)

6852 v5-7		LMSV Measure V Program Master Schedule 202207					page 1 of 1																																																						
Activity ID	Activity Name	Original Duration	Remaining Duration	Start	Finish	2022 2023 2024 2025 2026																																																							
LMSV Measure V Program Master Schedule 202207						M	J	J	A	S	O	N	D	J	F	M	A	M	J	J	A	S	O	N	D	J	F	M	A	M	J	J	A	S	O	N	D	J	F	M	A	M	J	J	A	S	O	N	D	J	F	M	A	M	J	J	A	S	O	N	D
<b>Projects</b>						1028	985	2-Mar-22	A	1-Jun-26																																																			
<b>BUNDLE A</b>						238	196	3-Mar-22	A	13-Apr-23																																																			
ROLL-A3-1045	Design - A	90	22	3-Mar-22	A	23-Jul-22																																																							
ROLL-A3-1050	DSA - A	55	55	23-Jul-22	A	15-Sep-22																																																							
ROLL-A3-1060	Bid/Award - A	75	75	16-Sep-22	A	29-Nov-22																																																							
ROLL-A3-1070	Construction - Area 3 - A	116	116	30-Nov-22	A	25-Mar-23																																																							
ROLL-A3-1080	Close-out - A	14	14	27-Mar-23	A	13-Apr-23																																																							
<b>BUNDLE B</b>						586	545	5-Apr-22	A	29-Aug-24																																																			
ROLL-A3-1030	Design - B	365	210	5-Apr-22	A	26-Jan-23																																																							
ROLL-A3-1100	DSA - B	119	119	13-Jan-23	A	11-May-23																																																							
ROLL-A3-1110	Bid/Award - B	77	77	12-May-23	A	27-Jun-23																																																							
ROLL-A3-1120	Construction - B	336	336	28-Jun-23	A	27-Jun-24																																																							
ROLL-A3-1130	Close-out - B	44	44	28-Jun-24	A	29-Aug-24																																																							
<b>BUNDLE C</b>						900	801	25-Aug-22	A	25-Sep-25																																																			
ROLL-A3-1140	Design - C	378	378	25-Jun-22	A	6-Aug-23																																																							
ROLL-A3-1150	DSA - C	121	121	7-Aug-23	A	5-Dec-23																																																							
ROLL-A3-1160	Bid/Award - C	121	121	6-Dec-23	A	4-Apr-24																																																							
ROLL-A3-1170	Construction - C	517	517	5-Apr-24	A	3-Sep-25																																																							
ROLL-A3-1180	Close-out - C	16	16	4-Sep-25	A	25-Sep-25																																																							
<b>BUNDLE D</b>						790	790	1-Aug-22	A	18-Sep-24																																																			
ROLL-A3-1190	Design - D	365	365	1-Aug-22	A	31-Jun-23																																																							
ROLL-A3-1200	DSA - D	120	120	1-Aug-23	A	28-Nov-23																																																							
ROLL-A3-1210	Bid/Award - D	121	121	29-Nov-23	A	28-Mar-24																																																							
ROLL-A3-1220	Construction - D	516	516	29-Mar-24	A	26-Aug-25																																																							
ROLL-A3-1230	Close-out - D	10	10	27-Aug-25	A	18-Sep-25																																																							
<b>BUNDLE E</b>						757	757	4-Apr-23	A	3-Jun-25																																																			
ROLL-A3-1240	Design - E	366	366	4-Apr-23	A	3-Apr-24																																																							
ROLL-A3-1250	DSA - E	120	120	4-Apr-24	A	14-Aug-24																																																							
ROLL-A3-1260	Bid/Award - E	120	120	2-Aug-24	A	28-Nov-24																																																							
ROLL-A3-1270	Construction - E	517	517	30-Nov-24	A	30-Apr-26																																																							
ROLL-A3-1280	Close-out - E	21	21	1-May-26	A	1-Jun-26																																																							
<b>9004 Education Center Curtain Wall Replacement</b>						626	626	3-Jun-23	A	21-Nov-25																																																			
9004-EDCTR-1000	Design - Education Center Wall Replacement	270	270	3-Jun-23	A	27-Feb-24																																																							
9004-EDCTR-1010	DSA	180	180	28-Feb-24	A	25-Aug-24																																																							
9004-EDCTR-1020	Bid/Award	90	90	26-Aug-24	A	23-Nov-24																																																							
9004-EDCTR-1030	Construction - Education Center Wall Replacement	332	332	24-Nov-24	A	21-Oct-25																																																							
9004-EDCTR-1040	Close-out	23	23	22-Oct-25	A	21-Nov-25																																																							
<b>9006 Infrastructure Improvements - Districtwide</b>						688	688	2-Jun-23	A	22-Nov-25																																																			
9006-INFRA-1000	Design - Infrastructure Repairs Areawide	270	270	2-Jun-23	A	26-Feb-24																																																							
9006-INFRA-1010	DSA	120	120	27-Feb-24	A	25-Jun-24																																																							
9006-INFRA-1020	Bid/Award	120	120	26-Jun-24	A	23-Oct-24																																																							
9006-INFRA-1030	Construction - Infrastructure Repairs Areawide	365	365	24-Oct-24	A	23-Oct-25																																																							
9006-INFRA-1040	Close-out	23	23	24-Oct-25	A	25-Nov-25																																																							

Data Date: 1-Jul-22  
 Run Date: 3-Aug-22  
 Layout: LMSV-ALL ACTIVITIES-AREA-ROLLUP  
 Filters: TASK filter: LMSV-AREA-ROLLUP

- Remaining Work
- Actual Work
- Critical Remaining Work
- Milestone
- Critical Milestone

LMSV Measure V Program Master Schedule 202207  
 SCHEDULE DATED: 1-Jul-22  
 ALL ACTIVITIES

**Bundle Roll-up Schedule**  
 NOT FOR CONSTRUCTION







Project Summary - Bundle A

ID	Site(s)	Scope
9106	Parkway Middle School	Entrance Improvements
9205	La Mesa Arts Academy	Entrance Improvements
9408	STEAM Academy	Entrance Improvements
9307	Spring Valley Academy	Entrance Improvements
9407	STEAM Academy	Slope Mitigation

Project Status	
Current Phase	Design
CEQA Status	In Process
DSA Status	Submitted 07/2022
Contract Procurement	LLB RFQ/P Issued April 20 <sup>th</sup> , 2022

Schedule Milestone	Baseline	Current
Design Complete	7/12/2022	7/22/2022
DSA Approval	9/1/2022	9/15/2022
Advertise for Bid	7/29/2022	7/22/2022
Receive Bids	8/26/2022	8/16/2022
Notice of Award	10/4/2022	9/6/2022
Notice to Proceed	10/11/2022	9/7/2022
Final Completion	4/5/2023	3/30/2023
Notice of Completion	4/27/2023	4/28/2023
% Complete STEAM Slope Stabilization	0%	0%
% Complete Parkway Middle School	0%	0%
% Complete La Mesa Arts Academy	0%	0%
% Complete Spring Valley Academy	0%	0%
% Complete STEAM Academy	0%	0%


Design to Budget Amount	\$3,671,112
100% Schematic Design Estimate <sup>1</sup>	\$3,464,976
100% Construction Documents <sup>3</sup>	TBD

<sup>1</sup> Schematic Design Estimate should be 90% of Design to Budget Amount  
<sup>2</sup> Design Development Estimate should be 90% of Design to Budget Amount  
<sup>3</sup> Construction Documents estimate should be 95% of Design to Budget Amount  
<sup>4</sup> Construction Documents estimate should meet the Design to Budget Amount

Issues | Decisions | Risks

Proceedings as Planned	Near Critical – Monitor
	<ul style="list-style-type: none"> <li>Risk: STEAM Slope mitigation work will have to be completed on time to avoid rainy season. To expedite the schedule, we will be bidding out the STEAM Slope set upon DSA submittal, and reconcile the changes from DSA upon start of construction.</li> </ul>
Critical – Needs Attention	Complete or for Information

Photos/Renderings



Existing condition pictures of the Slope at the STEAM Academy at La Presa. Mitigation effort of the slope set to commence October 2022.



Parkway Design Recommendations - Moshier Drew Architects	STEAM Design Recommendations - Moshier Drew Architects	LMAAC Design Recommendations - Moshier Drew Architects	Spring Valley Design Recommendations - Moshier Drew Architects



Quarterly Project Summary - Bundle B

ID	Site(s)	Scope
9005	Operations Center	Site Improvements
9301	Spring Valley Academy	Site Improvements
9302	Casa de Oro	Site Improvements
9303	Highlands Elementary	Site Improvements
9304	Loma Elementary	Site Improvements
9305	Murdock	Site Improvements
9306	Sweetwater Springs	Site Improvements

Project Status	
Current Phase	Design
CEQA Status	
DSA Status	Anticipated Submission: Jan-23
Contract Procurement	

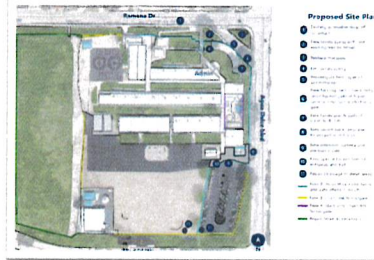
Schedule Milestone	Baseline	Current
Design Complete	01/23/23	01/23/23
DSA Approval	4/6/2023	5/11/2023
Advertise for Bid	5/12/2023	5/12/2023
Receive Bids	TBD	TBD
Notice of Award	7/27/2023	7/27/2023
Notice to Proceed	7/28/2023	7/28/2023
Final Completion	6/28/2024	
Notice of Completion	8/29/2024	8/29/2024
% Complete Operations Center	0%	0%
% Complete Spring Valley Academy	0%	0%
% Complete Casa de Oro	0%	0%
% Complete Highlands	0%	0%
% Complete Loma Elementary	0%	0%
% Complete Murdock	0%	0%
% Complete Sweetwater Springs	0%	0%

Design to Budget Amount	
100% Schematic Design Estimate <sup>1</sup>	9/12/2022
100% Design Development Estimate <sup>2</sup>	11/15/2022
50% Construction Documents <sup>3</sup>	11/16/2022
100% Construction Documents <sup>3</sup>	1/26/2023

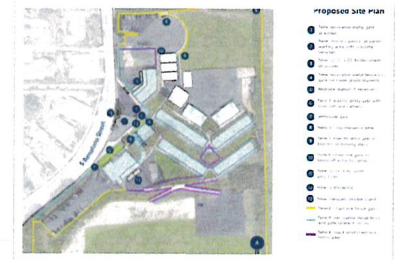
<sup>1</sup> Schematic Design Estimate should be 90% of Design to Budget Amount  
<sup>2</sup> Design Development Estimate should be 90% of Design to Budget Amount  
<sup>3</sup> Construction Documents estimate should be 95% of Design to Budget Amount  
<sup>4</sup> Construction Documents estimate should meet the Design to Budget Amount

Issues   Decisions   Risks	
Proceedings as Planned	Near Critical – Monitor
Critical – Needs Attention	Complete or for Information

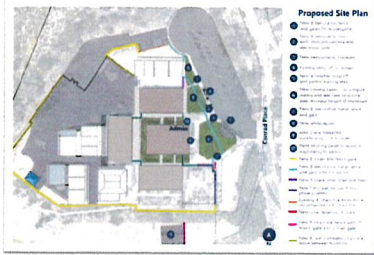
Photos/Renderings



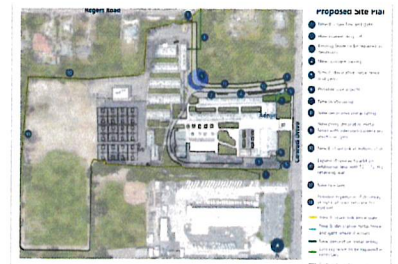
Casa De Oro  
Design Recommendation  
provided by Studio WC



Highlands  
Design Recommendation  
provided by Studio WC



Murdock  
Design Recommendation  
provided by Studio WC



Spring Valley  
Design Recommendation  
provided by Studio WC





PROJECT INFORMATION		PROJECT TEAM		PROJECT SCOPE
PHASE/STATUS	Design	PROJECT MGR.	Paul Cristilli (Kitchell)	Improvements and upgrades to fencing, wayfinding signage and other infrastructure including the installation of the gates at the entrances to resolve safety and security issues. Installation of timed automatic gates to both locations, additional deterrence apparatus, operative arm gate for buses/truck exit. Parking lot conversion into additional parent drop-off/pick-up area.
PROJECT NUMBER	9005	ARCHITECT	Studio-WC	
PROJECT BUNDLE	B	CONTRACTOR	TBD	
PROJECT DELIVERY	Lease-Lease Back	INSPECTOR	Pending Selection	
SITE LOCATION	<a href="#">Online Map Link</a>			

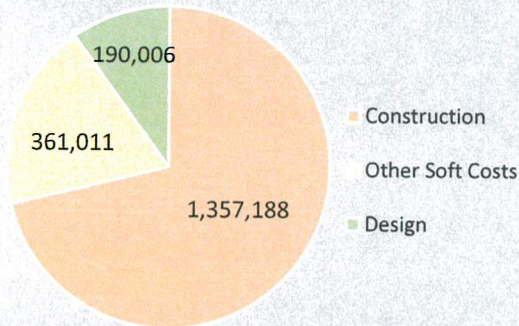
### AREAS RECEIVING IMPROVEMENT



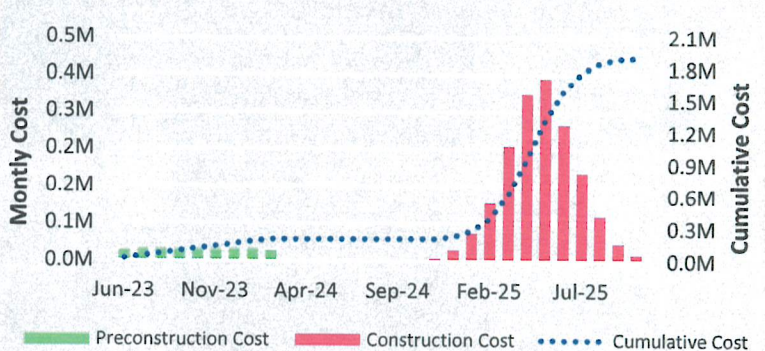
### PROJECT FINANCIALS

PROGRAM FUND	136,000,000	PROJECT COMMITMENTS	168,117	COST TO DATE	16,330
PROJECT BUDGET	1,908,207	COMMITMENT BALANCE	1,740,090	REMAINING BUDGET	1,891,877

### BUDGET COMPOSITION



### MONTHLY/CUMULATIVE COST



### PROJECT SCHEDULE

	Jun-23	Nov-22	Feb-24	Nov-24	Dec-24	Oct-25
Design	Jun-23	Feb-24				
DSA	Feb-24	Aug-24				
Bid/Award	Aug-24	Nov-24				
Construction	Nov-24	Oct-25				
Close-out	Oct-25	Nov-25				