

Measure V

CBOC Program Update and Financials

REPORTING PERIOD: SEPTEMBER 2023 – NOVEMBER 2023





TABLE OF CONTENTS

Table of Contents	1
Bond Program Management - Overview	2
Program Budget Summary	3
Program Status/Milestone Report	4
Program Schedule (Roll-up)	5
Bundle A	
Parkway (Entry Improvements) Project Overview	6
La Mesa Arts Academy (Entry Improvements) Project Overview	7
STEAM Academy (Entry Improvements) Project Overview	8
Spring Valley Academy (Entry Improvements) Project Overview	9
STEAM Academy (Slope Mitigation) Project Overview	10
Bundle B	
Operations Center (Site Improvements) Project Overview	11
Spring Valley Academy (Site Improvements) Project Overview	12
Casa de Oro (Site Improvements) Project Overview	13
Highlands Elementary (Site Improvements) Project Overview	14
Loma Elementary (Site Improvements) Project Overview	15
Murdock (Site Improvements) Project Overview	16
Sweetwater Springs (Site Improvements) Project Overview	17
Bundle C	
Dale Elementary (Site Improvements) Project Overview	18
Lemon Elementary (Site Improvements) Project Overview	19
La Mesa Arts Academy (Site Improvements) Project Overview	20
Maryland Elementary (Site Improvements) Project Overview	21
Rolando Elementary (Site Improvements) Project Overview	22
Bundle D	
Avondale Elementary (Site Improvements) Project Overview	23
Bancroft Elementary (Site Improvements) Project Overview	24
Kempton Elementary (Site Improvements) Project Overview	25
La Presa Elementary (Site Improvements) Project Overview	26
Rancho Elementary (Site Improvements) Project Overview	27
STEAM Elementary (Site Improvements) Project Overview	28
Bundle E	
Fletcher Hills Elementary (Site Improvements) Project Overview	29
Murray Manor Elementary (Site Improvements) Project Overview	30
Northmont Elementary (Site Improvements) Project Overview	31
Parkway (Site Improvements) Project Overview	32



Overview

This report covers the period from **September 1, 2023** through **October 31, 2023**.

Highlights of Activity during the period include:

- Held Citizens' Bond Oversight Committee meeting September 13, 2023 at Parkway Sports & Health Science Academy.
- Continuing work on the 6 school sites in Bundle B, December 2023 substantial completion.
- Submitted Bundle D construction documents to Division of State Architect for review and approval.
- Continuing design assist and pre-construction services with Lease Lease-Back (LLB) contractor Bundles D and E.
- Selected Architect for Playgrounds and Shade Structures. Multiple sites in review.
- Completed Semi-annual program budget review and update for Governing Board.

Projects in Construction:

- Bundle B (6 schools) site improvements and infrastructure.

Projects in Design and Construction Document development:

- LLB contractor performing design assist and pre-construction services for Bundle C. November 2023 planned submission to Division of State Architect (DSA). Included new building at La Mesa Dale Elementary.
- Final Design Development and LLB preconstruction services continuing for Bundle E
- Drainage Analysis for STEAM Academy provided to project Architect and Engineering Team for asphalt play area repairs.

LA MESA-SPRING VALLEY SCHOOLS

Measure V Bond Program



Program Budget Report - November 15, 2023

Project Name	Original Budget	Current Budget	Budget Changes	Committed Costs	Expenditures	Remaining Budget	% Committed
Elementary Schools							
Avondale Site Improvements	\$2,640,853.53	\$2,147,528.43	(\$493,325.10)	\$267,581.59	\$166,197.63	\$1,879,946.84	12.46%
Bancroft Site Improvements	\$1,893,596.29	\$1,850,271.19	(\$43,325.10)	\$214,028.49	\$131,451.26	\$1,636,242.70	11.57%
Casa de Oro Site Improvements	\$4,121,685.39	\$3,904,236.87	(\$217,448.52)	\$3,733,423.83	\$2,659,578.44	\$170,813.04	95.62%
Fletcher Hills Elementary School	\$4,142,269.06	\$4,815,479.86	\$673,210.80	\$267,396.95	\$119,777.35	\$4,548,082.91	5.55%
Highlands Elementary Site Improvements	\$1,602,953.80	\$1,871,531.58	\$268,577.78	\$1,680,016.04	\$854,766.46	\$191,515.54	89.77%
Kempton Site Improvements	\$2,676,367.30	\$2,284,825.98	(\$391,541.32)	\$283,933.60	\$178,772.70	\$2,000,892.38	12.43%
La Mesa Dale Site Improvements	\$8,497,137.87	\$10,153,280.07	\$1,656,142.20	\$2,914,080.32	\$416,289.56	\$7,239,199.75	28.70%
La Presa Site Improvements	\$4,987,447.34	\$4,880,365.46	(\$107,081.88)	\$439,918.53	\$277,542.28	\$4,440,446.93	9.01%
Lemon Avenue Site Improvements	\$1,751,735.70	\$2,146,141.21	\$394,405.51	\$231,573.38	\$121,650.51	\$1,914,567.83	10.79%
Loma Elementary Site Improvements	\$782,071.17	\$1,251,804.75	\$469,733.58	\$1,182,715.52	\$591,989.27	\$69,089.23	94.48%
Maryland Avenue Site Improvements	\$1,584,913.59	\$1,669,319.10	\$84,405.51	\$222,923.15	\$120,981.62	\$1,446,395.95	13.35%
Murdock Site Improvements	\$1,659,839.77	\$2,653,103.81	\$993,264.04	\$2,318,183.12	\$870,945.42	\$334,920.69	87.38%
Murray Manor Site Improvements	\$2,273,753.02	\$3,273,753.02	\$1,000,000.00	\$165,731.51	\$80,119.17	\$3,108,021.51	5.06%
Northmont Site Improvements	\$5,408,296.52	\$4,751,170.54	(\$657,125.98)	\$381,212.84	\$178,427.00	\$4,369,957.70	8.02%
Rancho Site Improvements	\$2,001,411.81	\$2,108,443.46	\$107,031.65	\$208,987.86	\$130,746.71	\$1,899,455.60	9.91%
Rolando Site Improvements	\$2,755,932.66	\$4,430,338.17	\$1,674,405.51	\$322,841.46	\$156,586.79	\$4,107,496.71	7.29%
Sweetwater Springs Site Improvements	\$5,629,939.77	\$2,778,261.57	(\$2,851,678.20)	\$2,543,139.70	\$1,314,381.68	\$235,121.87	91.54%
Middle Schools							
Parkway Middle School Entrance Modernizations	\$628,359.69	\$708,585.50	\$80,225.81	\$678,613.19	\$600,581.00	\$29,972.31	95.77%
Parkway Middle School Improvements	\$16,669,083.19	\$15,307,398.74	(\$1,361,684.45)	\$1,152,118.85	\$385,158.47	\$14,155,279.89	7.53%
La Mesa Arts Academy Entrance Modernizations	\$628,359.70	\$1,080,735.50	\$452,375.80	\$1,057,003.65	\$981,050.82	\$23,731.85	97.80%
La Mesa Arts Academy Site Improvements	\$5,568,238.99	\$5,860,487.38	\$292,248.39	\$735,287.70	\$454,535.06	\$5,125,199.68	12.55%
Spring Valley Academy Entrance Modernizations	\$628,359.69	\$818,873.50	\$190,513.81	\$801,340.37	\$745,263.38	\$17,533.13	97.86%
Spring Valley Academy Site Improvements	\$3,389,591.21	\$3,249,384.21	(\$140,207.00)	\$2,956,523.23	\$1,889,580.24	\$292,860.98	90.99%
STEAM Academy Entrance Modernizations	\$628,359.69	\$1,487,264.50	\$858,904.81		\$1,439,244.86		
STEAM Academy Site Improvements	\$4,621,369.51	\$4,781,863.53	\$160,494.02	\$445,767.37	\$285,362.15	\$4,336,096.16	9.32%
Other District Sites							
STEAM Slope Stabilization	\$6,606,524.75	\$6,560,840.70	(\$45,684.05)	\$2,346,627.00	\$2,334,084.25	\$4,214,213.70	35.77%
Infrastructure Repairs - Districtwide							
Playground Improvements	\$6,443,178.98	\$1,589,574.98	(\$4,853,604.00)	\$0.00	\$0.00	\$1,589,574.98	0.00%
Energy Efficiency Projects - Districtwide	\$10,371,056.42	\$10,371,056.42	\$0.00	\$10,371,056.42	\$10,371,056.42	\$0.00	100.00%
Security Fencing	\$718,290.00	\$832,540.63		\$781,883.86	\$773,621.86	\$50,656.77	93.92%
Operations Center							
Operations Center Trailer Demolition	\$65,252.63	\$150,732.64	(\$85,480.01)	\$150,732.64	\$150,732.64	\$0.00	100.00%
Portable Building	\$329,545.99	\$92,655.75	(\$236,890.24)	\$92,655.75	\$92,655.75	\$0.00	100.00%
Operations Center Site Improvements	\$1,908,207.11	\$2,541,510.38	\$633,303.27	\$199,665.36	\$96,122.49	\$2,341,845.02	7.86%
Education Service Center							
Education Center Site Improvements	\$6,248,616.17	\$6,248,616.17	\$0.00	\$0.00	\$0.00	\$6,248,616.17	0.00%
Program Common Costs & Contingencies							
Program Administration	\$9,855,691.69	\$7,560,922.64	(\$2,294,769.05)	\$3,082,053.97	\$1,902,615.44	\$4,478,868.67	40.76%
Program Contingency	\$3,000,000.00	\$1,997,972.89	(\$1,002,027.11)	\$0.00	\$0.00	\$1,997,972.89	0.00%
Program Reserve	\$4,000,000.00	\$4,000,000.00	\$0.00	\$0.00	\$0.00	\$4,000,000.00	0.00%
Program Totals	\$136,000,000.00	\$137,064,475.13	\$3,836,905.99	\$43,792,747.10	\$30,876,868.68	\$93,271,728.03	31.95%

Definitions:

Original Budget: initial planned budget for project
Current Budget: includes only changes approved by LMSV Board, not contemplated or potential changes
Budget changes: total Board approved budget changes to date
Committed Costs: total of executed contracts or commitments to date

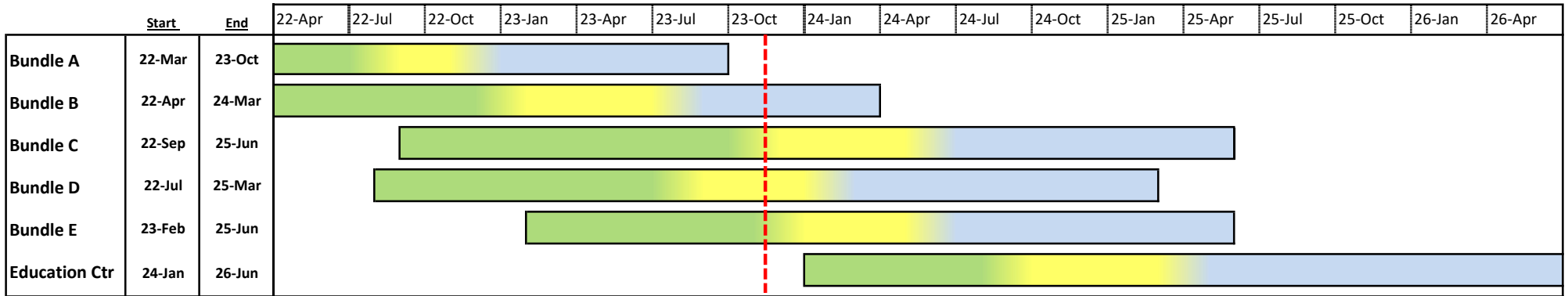
Expenditures: total of approved and issued payments to date
Budget Remaining: Current Budget minus Committed Costs
 Gray: completed project
 Dotted Fill: Budgetary information delay, pending Board approval

LA MESA-SPRING VALLEY SCHOOLS

Measure V Bond Program



Program (Rollup) Schedule - November 15, 2023



Design
 DSA & Bidding Award
 Construction & Closeout
 Current Date

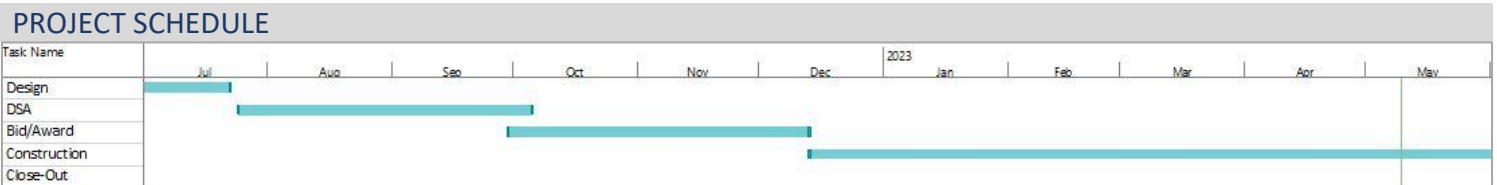
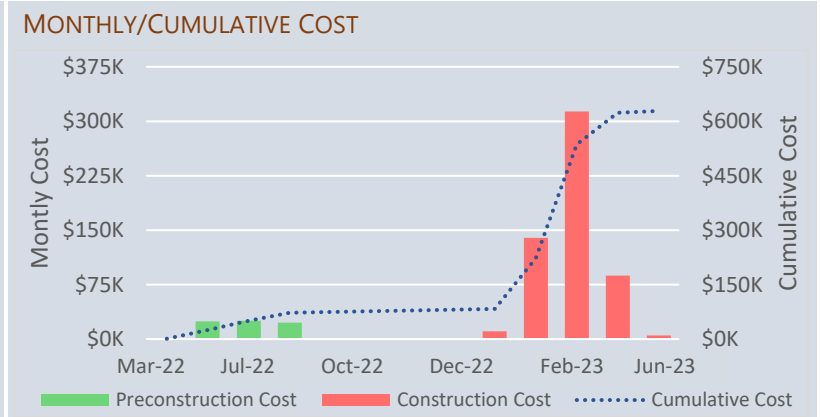
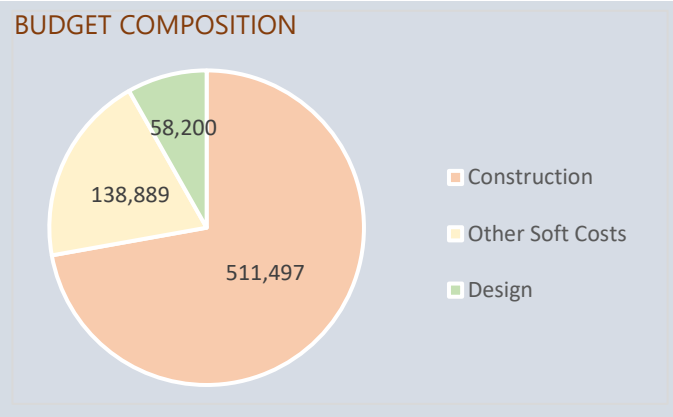


PARKWAY MIDDLE SCHOOL

ENTRY IMPROVEMENTS

PROJECT INFORMATION		PROJECT TEAM		PROJECT SCOPE Current scope to include monument signage, landscaping, hardscaping, marquee signage, and/or other general entrance improvements with the goal of ensuring the campus entry is safe and welcoming while honoring the architectural integrity and style of the existing buildings.
PHASE/STATUS	Closeout	PROJECT MGR.	Paul Cristilli (Kitchell)	
PROJECT NUMBER	9106	ARCHITECT	Mosher-Drew	
PROJECT BUNDLE	A	CONTRACTOR	Balfour Beatty	
PROJECT DELIVERY	Lease-Lease Back	INSPECTOR	QCCI	
SITE LOCATION	Online Map Link			

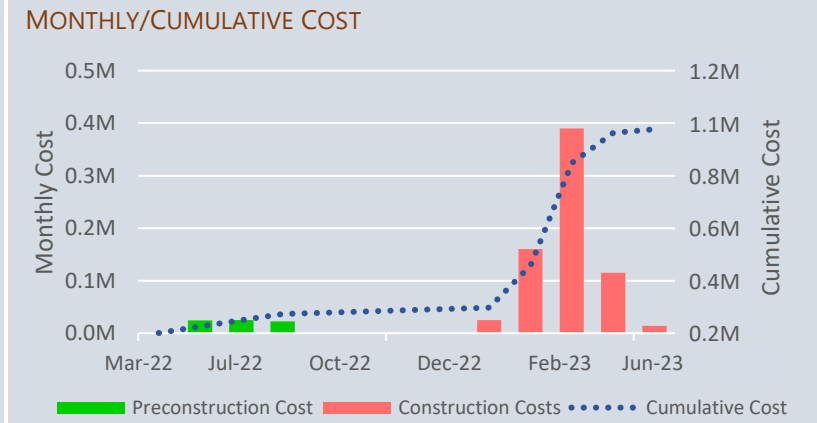
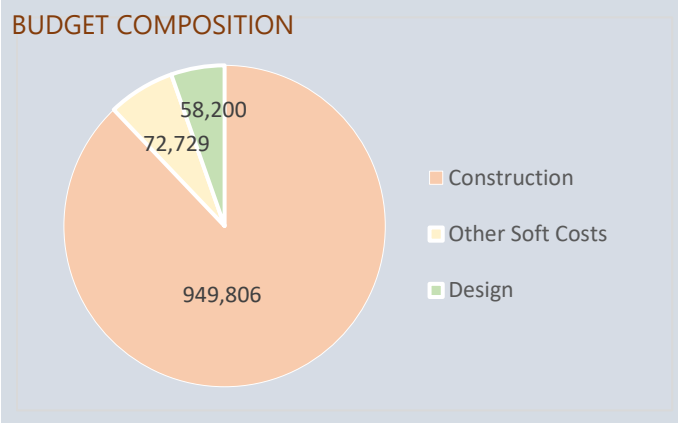
PROJECT FINANCIALS					
PROGRAM FUND	136,424,117	PROJECT COMMITMENTS	678,613	COST TO DATE	600,581
PROJECT BUDGET	708,586	% COMMITTED	95%	REMAINING BUDGET	29,972





PROJECT INFORMATION		PROJECT TEAM		PROJECT SCOPE
PHASE/STATUS	Closeout	PROJECT MGR.	Paul Cristilli (Kitchell)	
PROJECT NUMBER	9205	ARCHITECT	Mosher-Drew	
PROJECT BUNDLE	A	CONTRACTOR	Balfour Beatty	
PROJECT DELIVERY	Lease-Lease Back	INSPECTOR	QCCI	
SITE LOCATION	Online Map Link			

PROJECT FINANCIALS					
PROGRAM FUND	137,064,475	PROJECT COMMITMENTS	1,057,003	COST TO DATE	981,051
PROJECT BUDGET	1,080,736	% COMMITTED	98%	REMAINING BUDGET	23,732



PROJECT SCHEDULE

Task Name	Jul	Aug	Sep	Oct	Nov	Dec	2023	Jan	Feb	Mar	Apr	May
Design	█											
DSA		█										
Bid/Award				█								
Construction						█						
Close-Out												

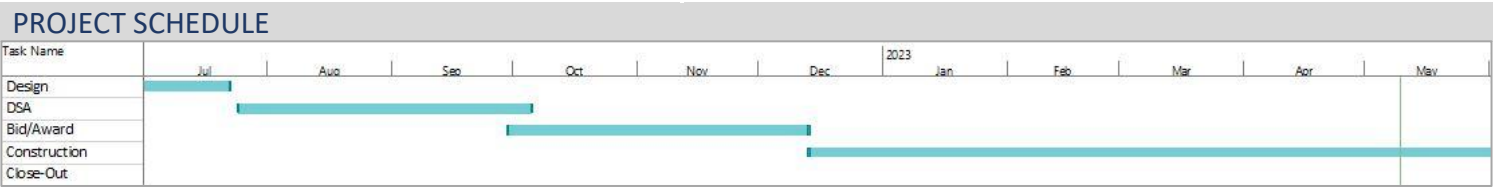
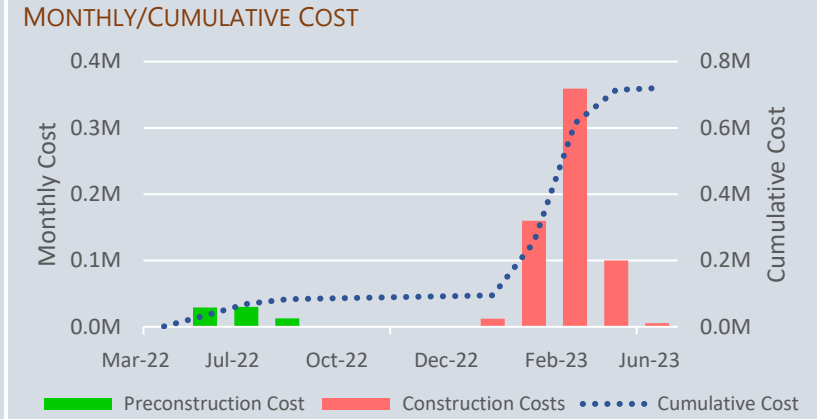
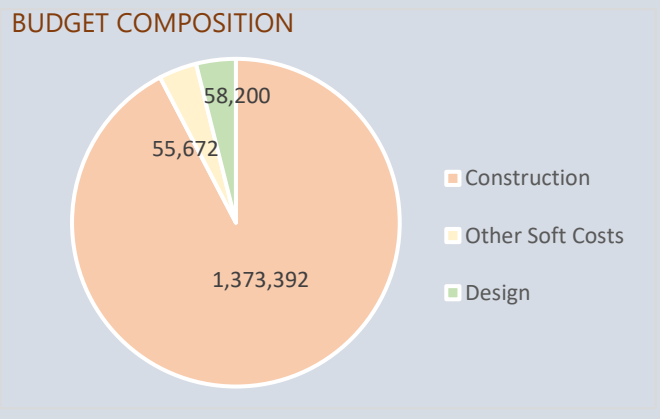


STEAM ACADEMY

ENTRY IMPROVEMENTS

PROJECT INFORMATION		PROJECT TEAM		PROJECT SCOPE Current scope to include pole signage, landscaping, hardscaping, marquee signage, and/or other general entrance improvements with the goal of ensuring the campus entry is safe and welcoming while honoring the architectural integrity and style of the existing buildings.
PHASE/STATUS	Closeout	PROJECT MGR.	Paul Cristilli (Kitchell)	
PROJECT NUMBER	9408	ARCHITECT	Mosher-Drew	
PROJECT BUNDLE	A	CONTRACTOR	Balfour Beatty	
PROJECT DELIVERY	Lease-Lease Back	INSPECTOR	QCCI	
SITE LOCATION	Online Map Link			

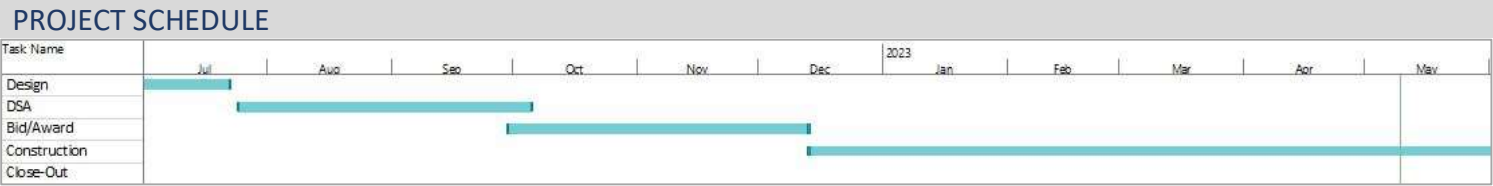
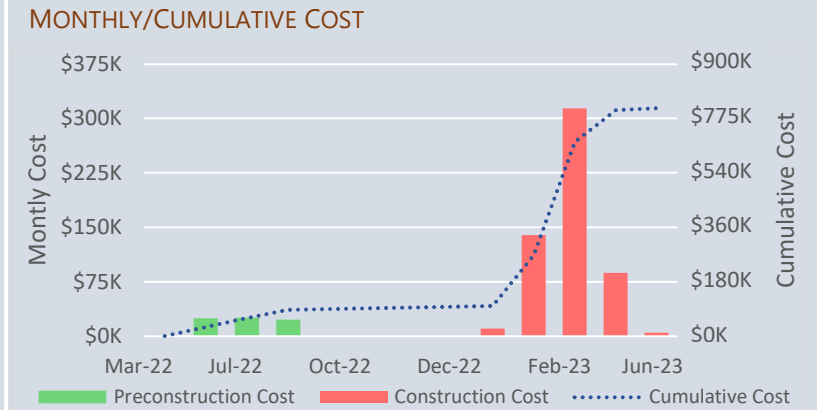
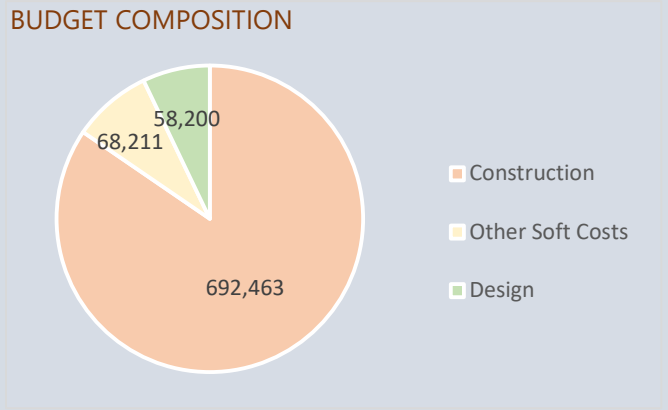
PROJECT FINANCIALS			
PROGRAM FUND	137,064,475	PROJECT COMMITMENTS	-
PROJECT BUDGET	1,487,265	% COMMITTED	-
		COST TO DATE	1,439,245
		REMAINING BUDGET	-





PROJECT INFORMATION		PROJECT TEAM		PROJECT SCOPE
PHASE/STATUS	Closeout	PROJECT MGR.	Paul Cristilli (Kitchell)	Current scope to include pole signage, landscaping, hardscaping, marquee signage, and/or other general entrance improvements with the goal of ensuring the campus entry is safe and welcoming while honoring the architectural integrity and style of the existing buildings.
PROJECT NUMBER	9307	ARCHITECT	Mosher-Drew	
PROJECT BUNDLE	A	CONTRACTOR	Balfour Beatty	
PROJECT DELIVERY	Lease-Lease Back	INSPECTOR	QCCI	
SITE LOCATION	Online Map Link			

PROJECT FINANCIALS					
PROGRAM FUND	137,064,475	PROJECT COMMITMENTS	801,340	COST TO DATE	745,263
PROJECT BUDGET	818,874	% COMMITTED	98%	REMAINING BUDGET	17,533



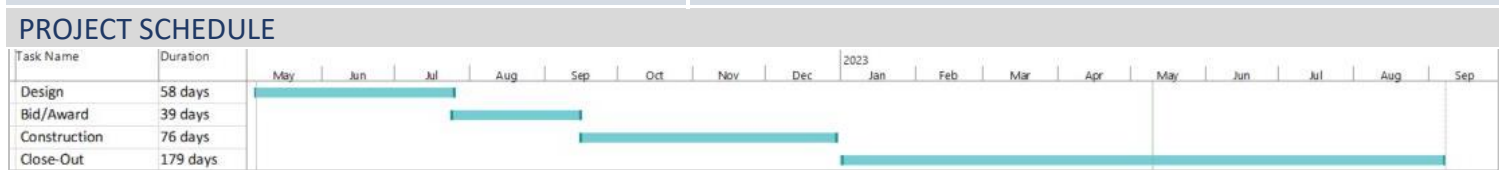
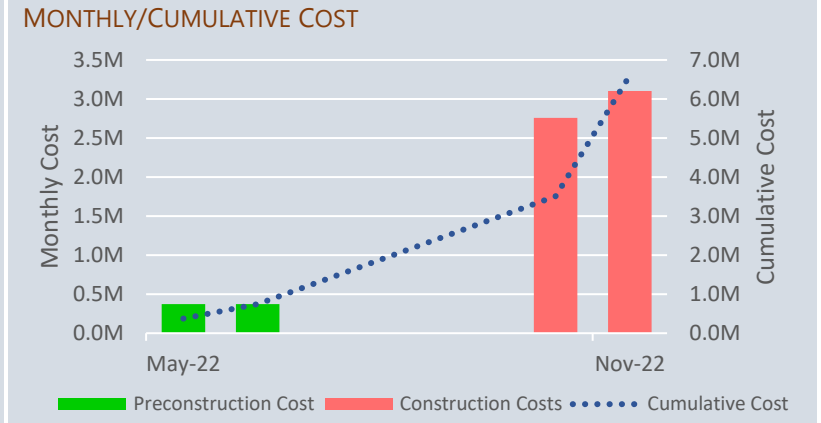
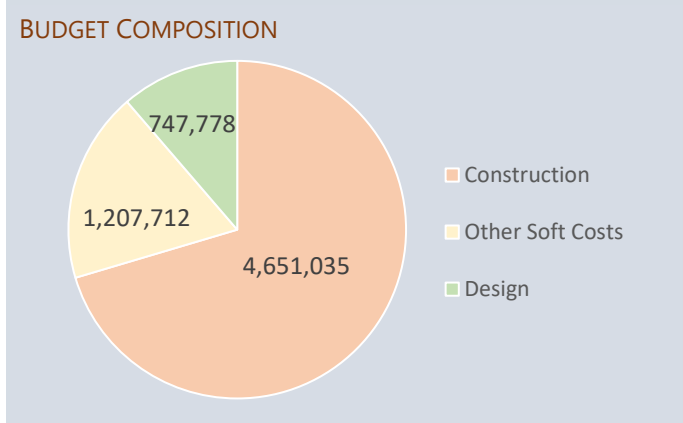


STEAM ACADEMY

SLOPE STABILIZATION

PROJECT INFORMATION		PROJECT TEAM		PROJECT SCOPE
PHASE/STATUS	Closeout	PROJECT MGR.	Paul Cristilli (Kitchell)	Mitigation of the slope as recommended in the geotechnical evaluation which includes the removal of existing clay soils replacing with stabilization to correct the slope stability.
PROJECT NUMBER	9407	ARCHITECT	Mosher-Drew	
PROJECT BUNDLE	A	CONTRACTOR	Balfour Beatty	
PROJECT DELIVERY	Lease-Lease Back	INSPECTOR	n/a	
SITE LOCATION	Online Map Link			

PROJECT FINANCIALS					
PROGRAM FUND	136,424,117	PROJECT COMMITMENTS	2,488,431	COST TO DATE	2,334,084
PROJECT BUDGET	6,560,841	% COMMITTED	38%	REMAINING BUDGET	4,072,409





OPERATIONS CENTER

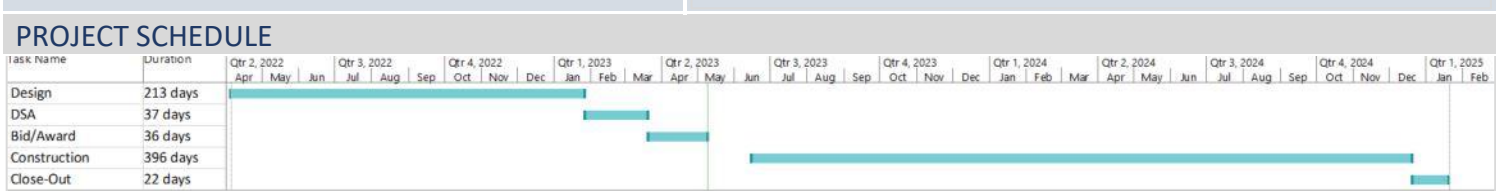
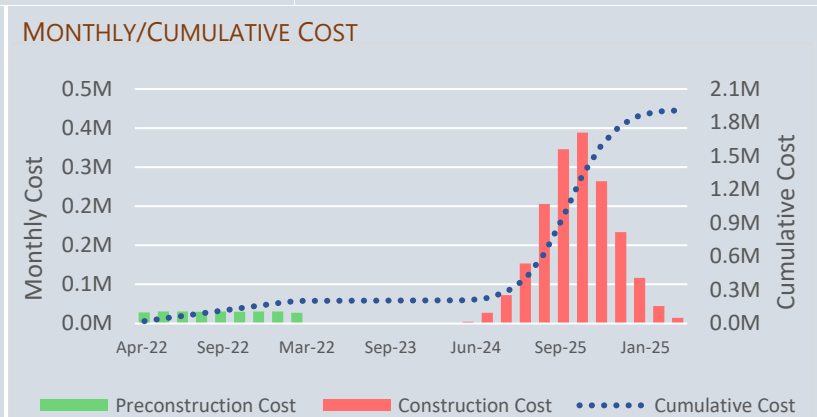
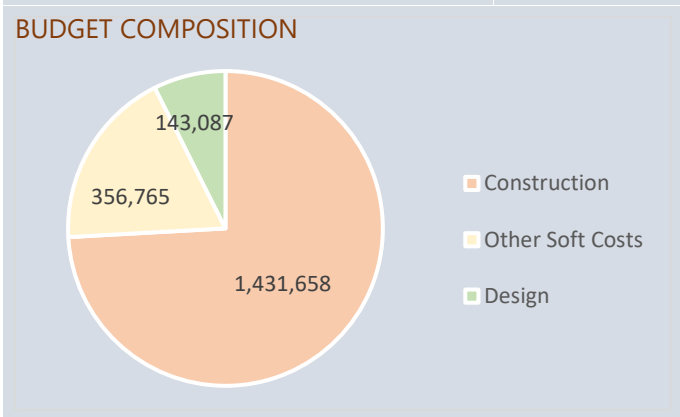
SITE IMPROVEMENTS

PROJECT INFORMATION		PROJECT TEAM		PROJECT SCOPE Improvements and upgrades to fencing, wayfinding signage and other infrastructure including the installation of the gates at the entrances to resolve safety and security issues. Installation of timed automatic gates to both locations, additional deterrence apparatus, operative arm gate for buses/truck exit. Parking lot conversion into additional parent drop-off/pick-up area Spring Valley Academy.
PHASE/STATUS	Bidding	PROJECT MGR.	Paul Cristilli (Kitchell)	
PROJECT NUMBER	9005	ARCHITECT	Studio-WC	
PROJECT BUNDLE	B	CONTRACTOR	Balfour Beatty	
PROJECT DELIVERY	Lease-Lease Back	INSPECTOR	QCCI	
SITE LOCATION	Online Map Link			

AREAS RECEIVING IMPROVEMENT

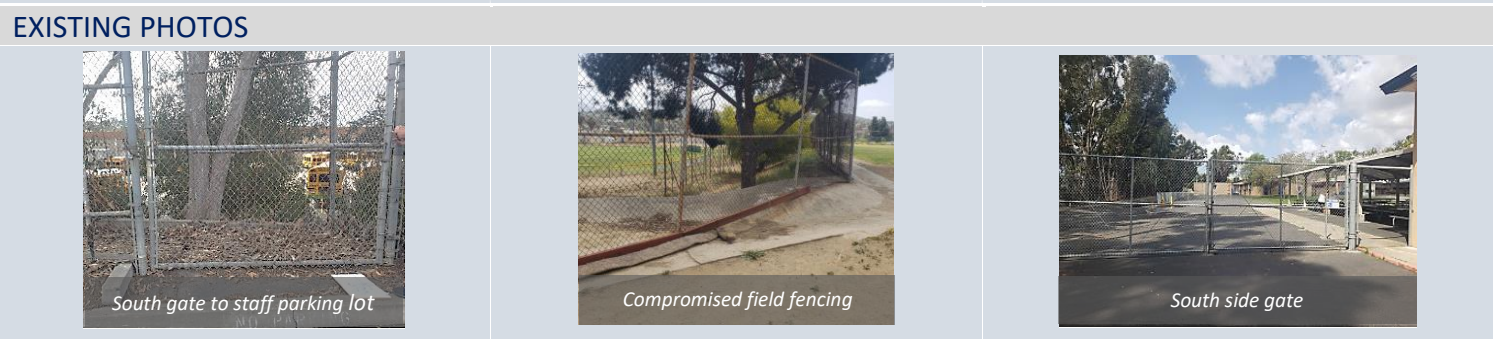


PROJECT FINANCIALS					
PROGRAM FUND	137,064,475	COMMITMENTS	199,665	COST TO DATE	96,122
PROJECT BUDGET	2,541,510	% COMMITTED	8%	REMAINING BUDGET	2,341,845



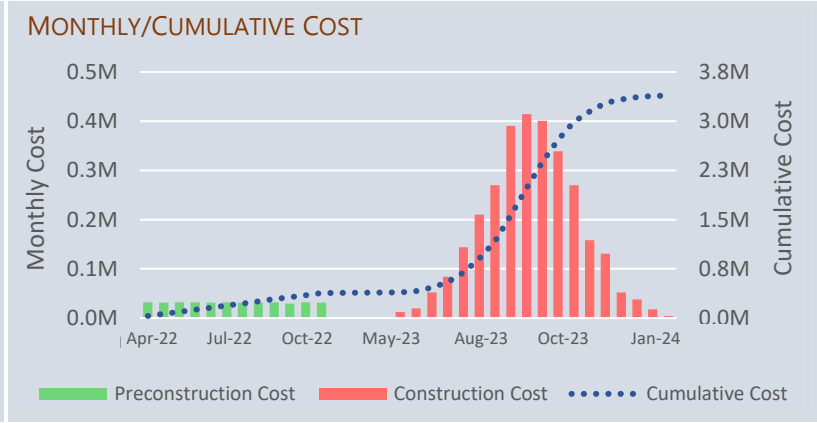
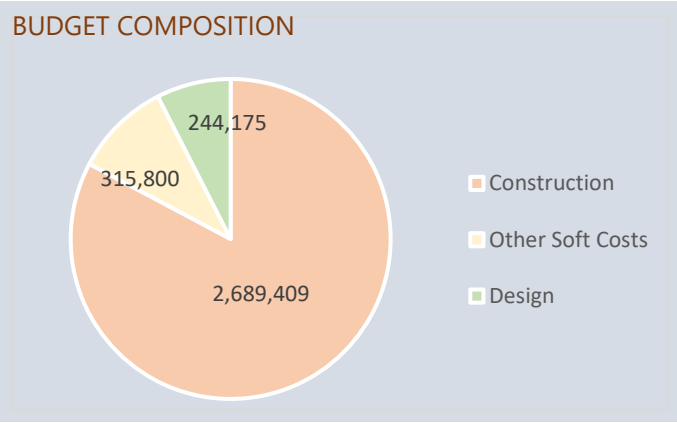


PROJECT INFORMATION		PROJECT TEAM		PROJECT SCOPE
PHASE/STATUS	Construction	PROJECT MGR.	Paul Cristilli (Kitchell)	Security Improvements Accessibility Upgrades, Improvement in School Grounds, Campus Infrastructure Upgrades & Signage/Marquee Upgrades, Trash Enclosure
PROJECT NUMBER	9301	ARCHITECT	Studio-WC	
PROJECT BUNDLE	B	CONTRACTOR	Balfour Beatty	
PROJECT DELIVERY	Lease-Lease Back	INSPECTOR	QCCI	
SITE LOCATION	Online Map Link			



PROJECT FINANCIALS

PROGRAM FUND	137,064,475	PROJECT COMMITMENTS	2,956,523	COST TO DATE	1,889,580
PROJECT BUDGET	3,249,384	% COMMITTED	91%	REMAINING BUDGET	292,861



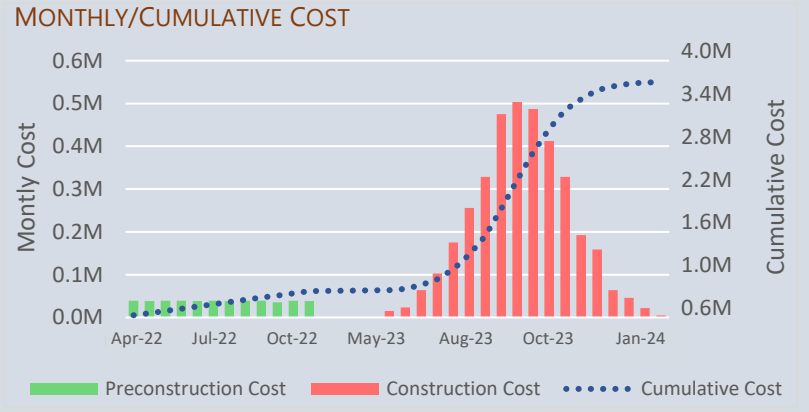
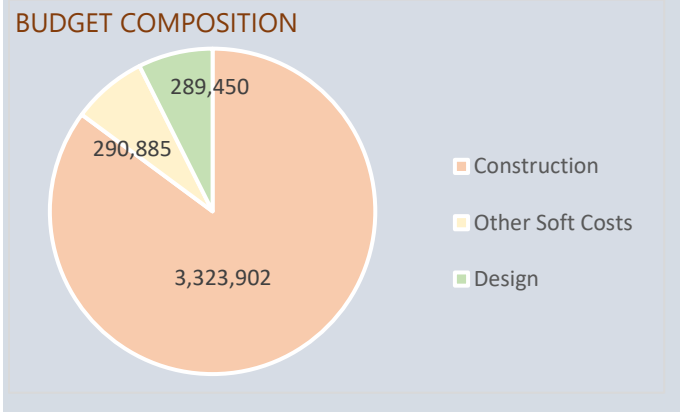


PROJECT INFORMATION		PROJECT TEAM		PROJECT SCOPE
PHASE/STATUS	Construction	PROJECT MGR.	Paul Cristilli (Kitchell)	Security Improvements, Accessibility Upgrades, Campus Infrastructure Upgrades & Signage/Marquee Upgrades, Trash Enclosure
PROJECT NUMBER	9302	ARCHITECT	Studio-WC	
PROJECT BUNDLE	B	CONTRACTOR	Balfour Beatty	
PROJECT DELIVERY	Lease-Lease Back	INSPECTOR	QCCI	
SITE LOCATION	Online Map Link			

AREAS RECEIVING IMPROVEMENT



PROJECT FINANCIALS					
PROGRAM FUND	137,064,475	PROJECT COMMITMENTS	3,733,424	COST TO DATE	2,659,578
PROJECT BUDGET	3,904,237	% COMMITTED	96%	REMAINING BUDGET	170,813



PROJECT SCHEDULE

Task Name	Duration	Qtr 2, 2022	Qtr 3, 2022	Qtr 4, 2022	Qtr 1, 2023	Qtr 2, 2023	Qtr 3, 2023	Qtr 4, 2023	Qtr 1, 2024	Qtr 2, 2024	Qtr 3, 2024	Qtr 4, 2024	Qtr 1, 2025	
Design	213 days	[Gantt bar from Apr-22 to Feb-23]												
DSA	37 days	[Gantt bar from Oct-22 to Nov-22]												
Bid/Award	36 days	[Gantt bar from Dec-22 to Feb-23]												
Construction	396 days	[Gantt bar from Apr-23 to Apr-24]												
Close-Out	22 days	[Gantt bar from Dec-23 to Jan-24]												



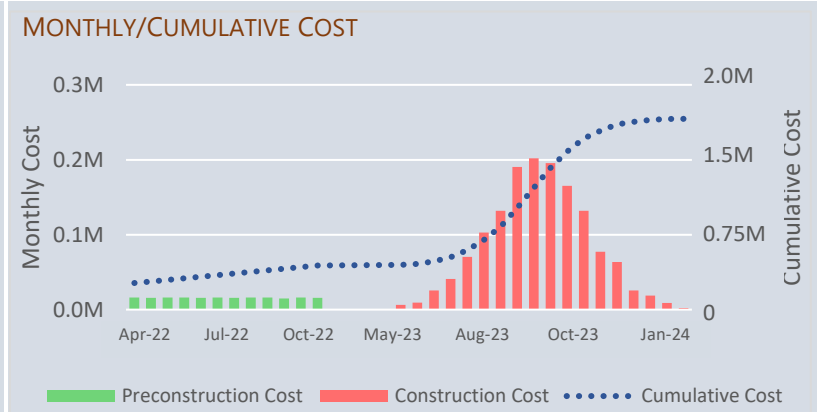
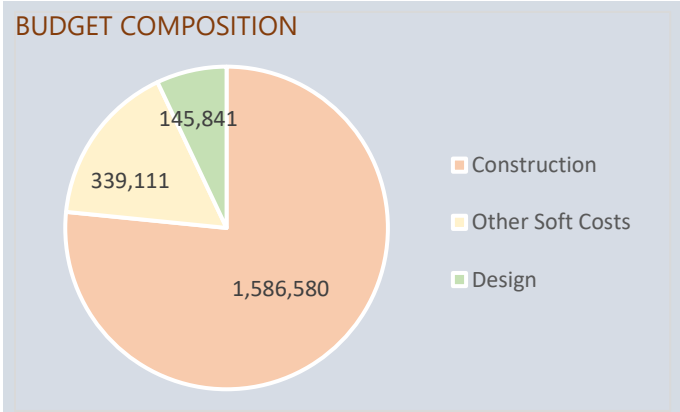


PROJECT INFORMATION		PROJECT TEAM		PROJECT SCOPE
PHASE/STATUS	Construction	PROJECT MGR.	Paul Cristilli (Kitchell)	Security Improvements, Accessibility Upgrades, Improvement in School Grounds & Signage/Marquee Upgrades, Trash Enclosure
PROJECT NUMBER	9303	ARCHITECT	Studio-WC	
PROJECT BUNDLE	B	CONTRACTOR	Balfour Beatty	
PROJECT DELIVERY	Lease-Lease Back	INSPECTOR	QCCI	
SITE LOCATION	Online Map Link			

AREAS RECEIVING IMPROVEMENT



PROJECT FINANCIALS					
PROGRAM FUND	137,064,475	PROJECT COMMITMENTS	1,680,016	COST TO DATE	854,766
PROJECT BUDGET	1,871,532	% COMMITTED	90%	REMAINING BUDGET	191,516



PROJECT SCHEDULE

Task Name	Duration	Qtr 2, 2022	Qtr 3, 2022	Qtr 4, 2022	Qtr 1, 2023	Qtr 2, 2023	Qtr 3, 2023	Qtr 4, 2023	Qtr 1, 2024	Qtr 2, 2024	Qtr 3, 2024	Qtr 4, 2024	Qtr 1, 2025
Design	213 days	█											
DSA	37 days				█								
Bid/Award	36 days					█							
Construction	396 days						█	█	█	█	█	█	█
Close-Out	22 days												█



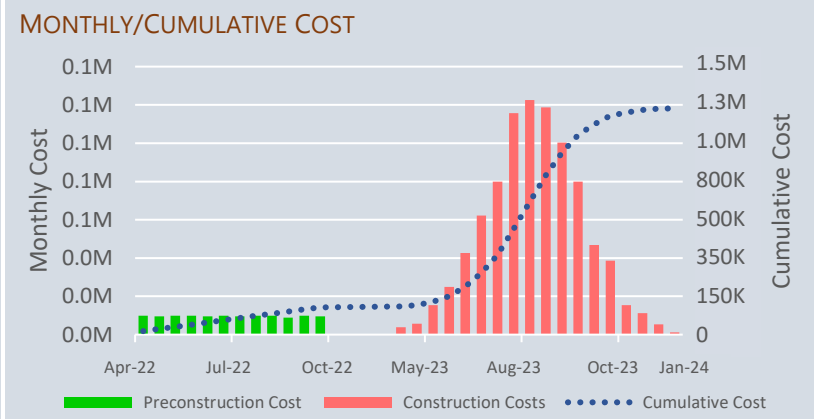
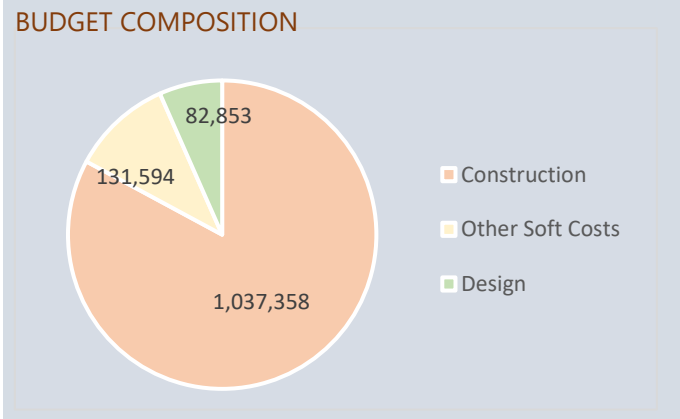


PROJECT INFORMATION		PROJECT TEAM		PROJECT SCOPE
PHASE/STATUS	Construction	PROJECT MGR.	Paul Cristilli (Kitchell)	Security Improvements, Accessibility Upgrades, Improvement in School Grounds, Campus Infrastructure Upgrades, Signage/Marquee Upgrades, Trash Enclosure
PROJECT NUMBER	9304	ARCHITECT	Studio-WC	
PROJECT BUNDLE	B	CONTRACTOR	Balfour Beatty	
PROJECT DELIVERY	Lease-Lease Back	INSPECTOR	QCCI	
SITE LOCATION	Online Map Link			

AREAS RECEIVING IMPROVEMENT



PROJECT FINANCIALS					
PROGRAM FUND	137,064,475	PROJECT COMMITMENTS	1,182,716	COST TO DATE	591,989
PROJECT BUDGET	1,251,805	% COMMITTED	94%	REMAINING BUDGET	69,089



PROJECT SCHEDULE

Task Name	Duration	Qtr 2, 2022	Qtr 3, 2022	Qtr 4, 2022	Qtr 1, 2023	Qtr 2, 2023	Qtr 3, 2023	Qtr 4, 2023	Qtr 1, 2024	Qtr 2, 2024	Qtr 3, 2024	Qtr 4, 2024	Qtr 1, 2025
Design	213 days	█											
DSA	37 days				█								
Bid/Award	36 days					█							
Construction	396 days						█	█	█	█	█	█	█
Close-Out	22 days												█





MURDOCK ELEMENTARY

SITE IMPROVEMENTS

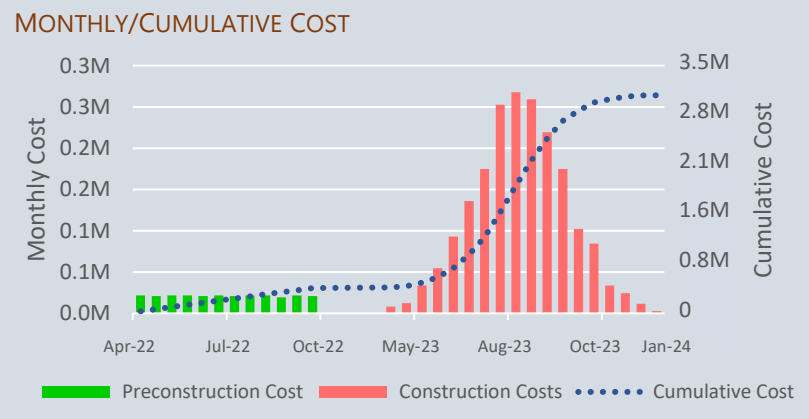
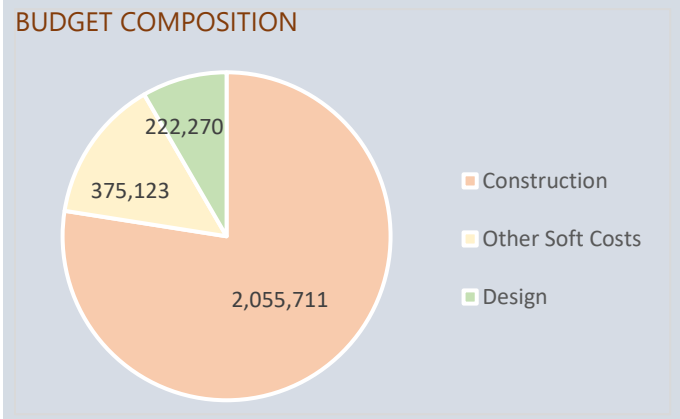
PROJECT INFORMATION		PROJECT TEAM		PROJECT SCOPE
PHASE/STATUS	Construction	PROJECT MGR.	Paul Cristilli (Kitchell)	Security Improvements, Accessibility Upgrades, Improvement in School Grounds, Cooling Tower HVAC & Signage/Marquee Upgrades, Trash Enclosure
PROJECT NUMBER	9305	ARCHITECT	Studio-WC	
PROJECT BUNDLE	B	CONTRACTOR	Balfour Beatty	
PROJECT DELIVERY	Lease-Lease Back	INSPECTOR	QCCI	
SITE LOCATION	Online Map Link			

AREAS RECEIVING IMPROVEMENT



PROJECT FINANCIALS

PROGRAM FUND	137,064,475	PROJECT COMMITMENTS	2,318,183	COST TO DATE	870,945
PROJECT BUDGET	2,653,104	% COMMITTED	87%	REMAINING BUDGET	334,921



PROJECT SCHEDULE

Task Name	Duration	Qtr 2, 2022	Qtr 3, 2022	Qtr 4, 2022	Qtr 1, 2023	Qtr 2, 2023	Qtr 3, 2023	Qtr 4, 2023	Qtr 1, 2024	Qtr 2, 2024	Qtr 3, 2024	Qtr 4, 2024	Qtr 1, 2025
Design	213 days	█											
DSA	37 days				█								
Bid/Award	36 days					█							
Construction	396 days						█						
Close-Out	22 days											█	





SWEETWATER SPRINGS

SITE IMPROVEMENTS

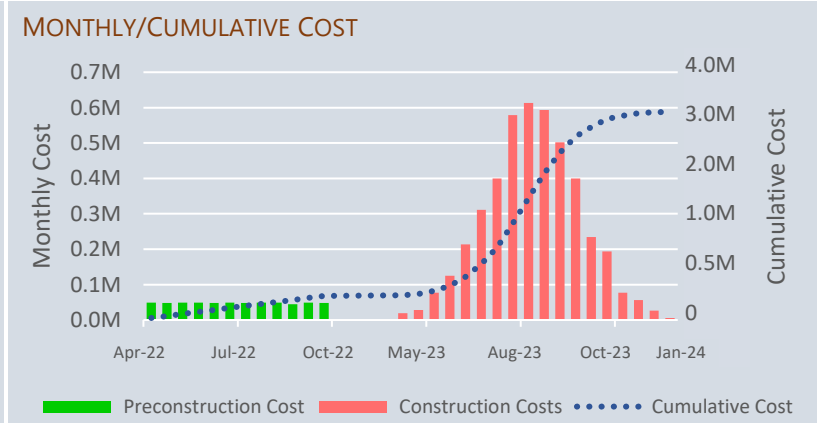
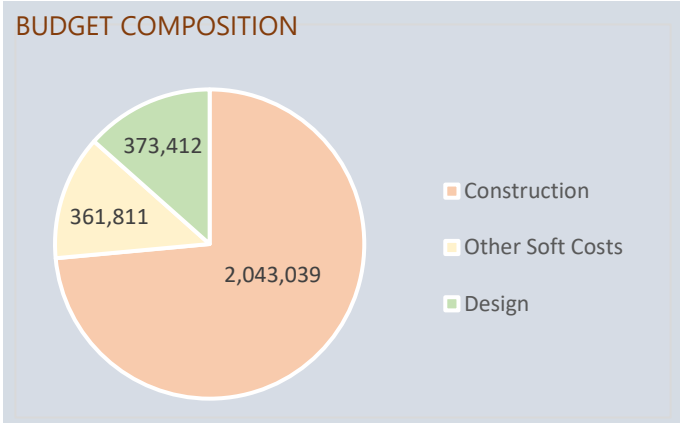
PROJECT INFORMATION		PROJECT TEAM		PROJECT SCOPE
PHASE/STATUS	Construction	PROJECT MGR.	Paul Cristilli (Kitchell)	Security Improvements, Improvement in School Grounds, Quad Shade, Accessibility Upgrades Campus Infrastructure Upgrades (Wet Utility), Trash Enclosure
PROJECT NUMBER	9306	ARCHITECT	Studio-WC	
PROJECT BUNDLE	B	CONTRACTOR	Balfour Beatty	
PROJECT DELIVERY	Lease-Lease Back	INSPECTOR	QCCI	
SITE LOCATION	Online Map Link			

AREAS RECEIVING IMPROVEMENT



PROJECT FINANCIALS

PROGRAM FUND	137,064,475	PROJECT COMMITMENTS	2,543,140	COST TO DATE	1,314,382
PROJECT BUDGET	2,778,262	% COMMITTED	92%	REMAINING BUDGET	235,122



PROJECT SCHEDULE



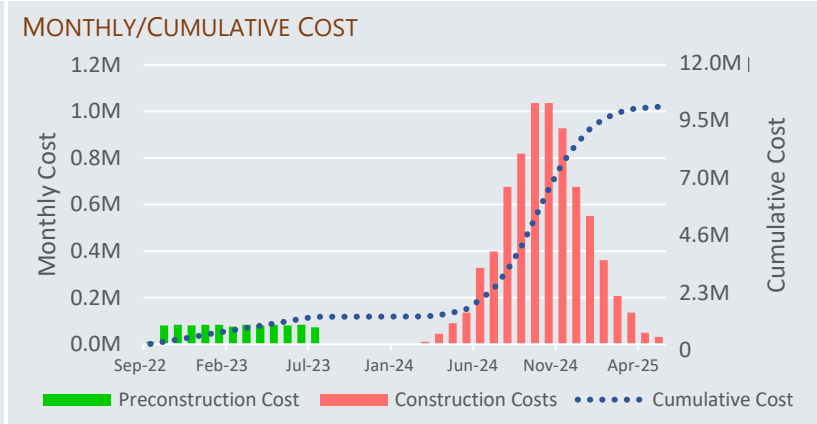
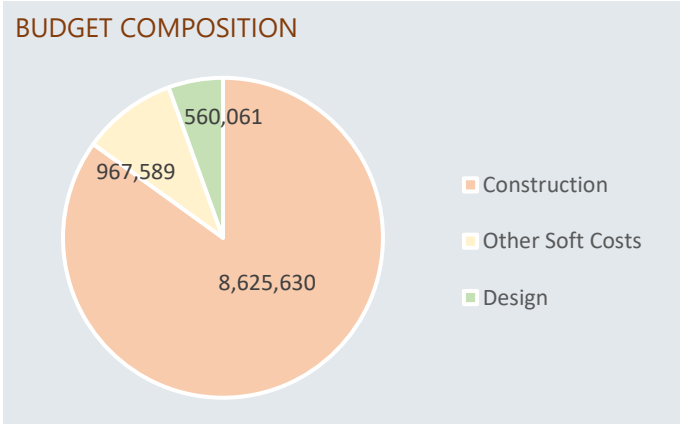


LA MESA DALE

SITE IMPROVEMENTS

PROJECT INFORMATION		PROJECT TEAM		PROJECT SCOPE
PHASE/STATUS	Design	PROJECT MGR.	Paul Cristilli (Kitchell)	Library and Administration Conversion, Security Improvements, Accessibility Upgrades, Improvement in School Grounds, & Signage/Marquee Upgrades, Trash Enclosure
PROJECT NUMBER	9202	ARCHITECT	Studio-WC	
PROJECT BUNDLE	C	CONTRACTOR	Balfour Beatty	
PROJECT DELIVERY	Lease-Lease Back	INSPECTOR	Pending Selection	
SITE LOCATION	Online Map Link			

PROJECT FINANCIALS					
PROGRAM FUND	137,064,475	PROJECT COMMITMENTS	2,914,080	COST TO DATE	416,290
PROJECT BUDGET	10,153,280	% COMMITTED	29%	REMAINING BUDGET	7,239,200



PROJECT SCHEDULE

Task Name	Duration	Start	End
Design	245 days	Aug-22	Jan-24
DSA	105 days	Jan-24	Mar-24
Bid/Award	41 days	Mar-24	Apr-24
Construction	261 days	Apr-24	Jan-25
Close-Out	22 days	Jan-25	Feb-25



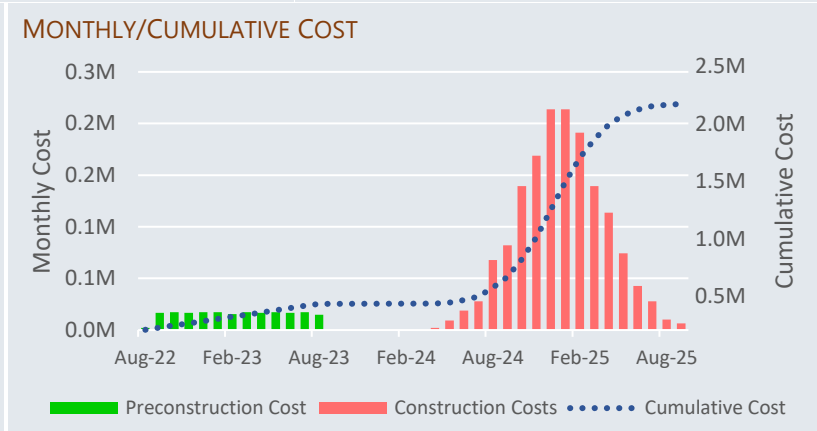
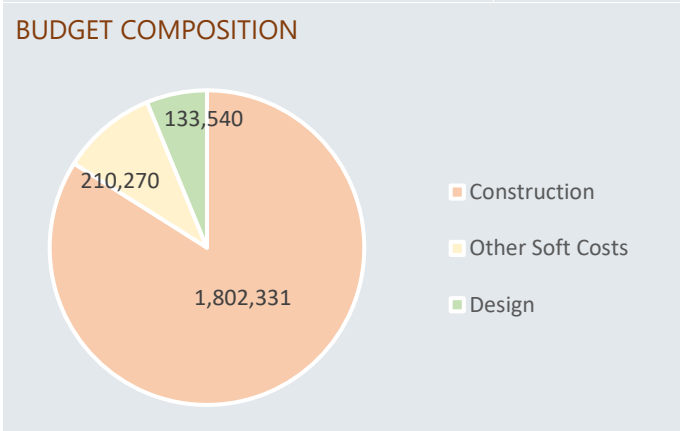


LEMON AVEUNE

SITE IMPROVEMENTS

PROJECT INFORMATION		PROJECT TEAM		PROJECT SCOPE
PHASE/STATUS	Design	PROJECT MGR.	Paul Cristilli (Kitchell)	Security Improvements, Improvement in School Grounds Accessibility Upgrades, Campus Infrastructure Upgrades & Signage/Marquee Upgrades, Trash Enclosure
PROJECT NUMBER	9203	ARCHITECT	Studio-WC	
PROJECT BUNDLE	C	CONTRACTOR	Balfour Beatty	
PROJECT DELIVERY	Lease-Lease Back	INSPECTOR	Pending Selection	
SITE LOCATION	Online Map Link			

PROJECT FINANCIALS					
PROGRAM FUND	137,064,475	PROJECT COMMITMENTS	231,573	COST TO DATE	121,651
PROJECT BUDGET	2,146,141	% COMMITTED	11%	REMAINING BUDGET	1,914,568



PROJECT SCHEDULE

Task Name	Duration	2022	Qtr 4, 2022	Qtr 1, 2023	Qtr 2, 2023	Qtr 3, 2023	Qtr 4, 2023	Qtr 1, 2024	Qtr 2, 2024	Qtr 3, 2024	Qtr 4, 2024	Qtr 1, 2025											
		Aug	Sep	Oct	Nov	Dec	Jan	Feb	Mar	Apr	May	Jun	Jul	Aug	Sep	Oct	Nov	Dec	Jan	Feb	Mar	Apr	
Design	245 days																						
DSA	105 days																						
Bid/Award	41 days																						
Construction	261 days																						
Close-Out	22 days																						

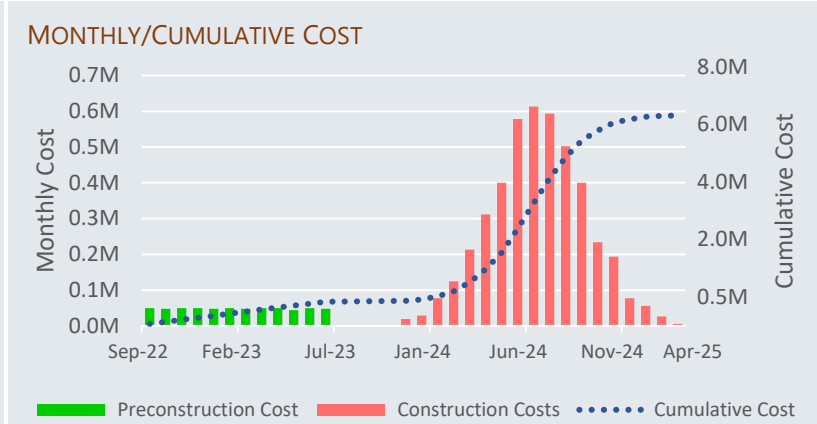
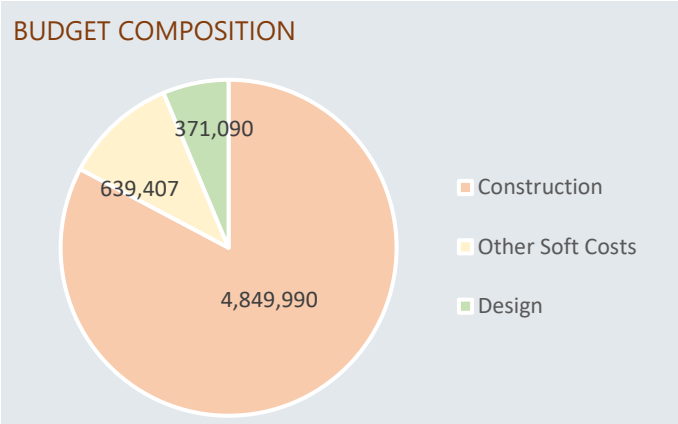


LA MESA ARTS ACADEMY

SITE IMPROVEMENTS

PROJECT INFORMATION		PROJECT TEAM		PROJECT SCOPE Security Improvements, Accessibility Upgrades, Campus Infrastructure Upgrades & Signage/Marquee Upgrades
PHASE/STATUS	Design	PROJECT MGR.	Paul Cristilli (Kitchell)	
PROJECT NUMBER	9201	ARCHITECT	Studio-WC	
PROJECT BUNDLE	C	CONTRACTOR	Balfour Beatty	
PROJECT DELIVERY	Lease-Lease Back	INSPECTOR	Pending Selection	
SITE LOCATION	Online Map Link			

PROJECT FINANCIALS			
PROGRAM FUND	137,064,475	PROJECT COMMITMENTS	735,288
PROJECT BUDGET	5,860,487	% COMMITTED	13%
		COST TO DATE	454,535
		REMAINING BUDGET	5,125,200



PROJECT SCHEDULE

Task Name	Duration	022	Qtr 4, 2022	Qtr 1, 2023	Qtr 2, 2023	Qtr 3, 2023	Qtr 4, 2023	Qtr 1, 2024	Qtr 2, 2024	Qtr 3, 2024	Qtr 4, 2024	Qtr 1, 2025										
		Aug	Sep	Oct	Nov	Dec	Jan	Feb	Mar	Apr	May	Jun	Jul	Aug	Sep	Oct	Nov	Dec	Jan	Feb	Mar	
Design	245 days																					
DSA	105 days																					
Bid/Award	41 days																					
Construction	261 days																					
Close-Out	22 days																					



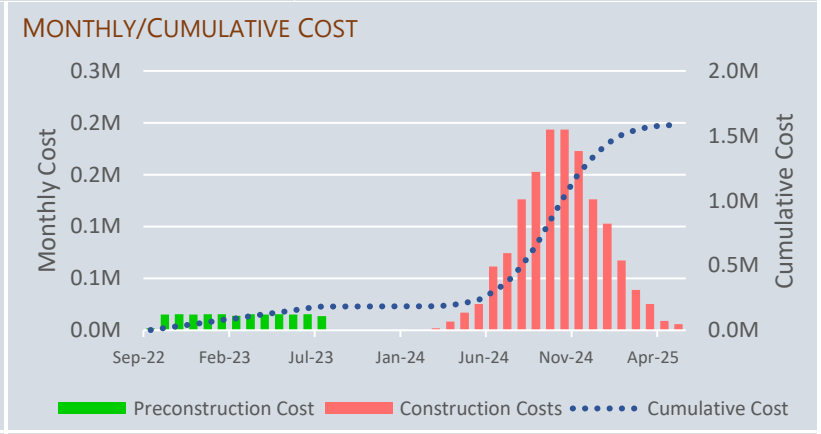
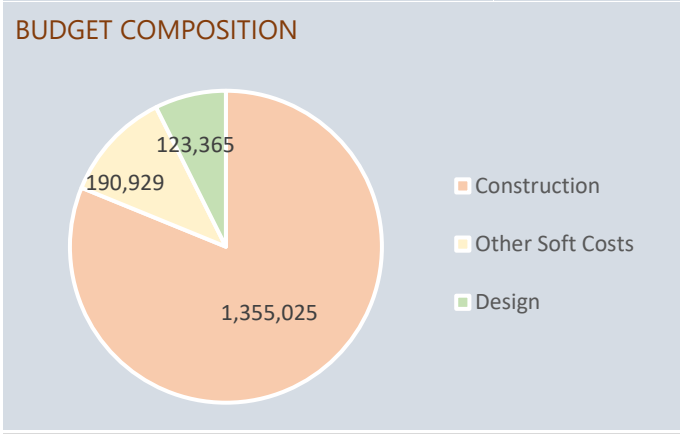


MARYLAND AVENUE

SITE IMPROVEMENTS

PROJECT INFORMATION		PROJECT TEAM		PROJECT SCOPE
PHASE/STATUS	Design	PROJECT MGR.	Paul Cristilli (Kitchell)	Security Improvements, Accessibility Upgrades, Campus Infrastructure Upgrades & Signage/Marquee Upgrades
PROJECT NUMBER	9105	ARCHITECT	Studio-WC	
PROJECT BUNDLE	C	CONTRACTOR	Balfour Beatty	
PROJECT DELIVERY	Lease-Lease Back	INSPECTOR	Pending Selection	
SITE LOCATION	Online Map Link			


PROJECT FINANCIALS					
PROGRAM FUND	137,064,475	PROJECT COMMITMENTS	222,923	COST TO DATE	120,982
PROJECT BUDGET	1,669,319	% COMMITTED	13%	REMAINING BUDGET	1,446,396



PROJECT SCHEDULE

Task Name	Duration	022	Qtr 4, 2022	Qtr 3, 2023	Qtr 2, 2023	Qtr 1, 2023	Qtr 4, 2023	Qtr 3, 2024	Qtr 2, 2024	Qtr 1, 2024	Qtr 4, 2024	Qtr 3, 2024	Qtr 2, 2024	Qtr 1, 2025								
		Aug	Sep	Oct	Nov	Dec	Jan	Feb	Mar	Apr	May	Jun	Jul	Aug	Sep	Oct	Nov	Dec	Jan	Feb	Mar	
Design	245 days																					
DSA	105 days																					
Bid/Award	41 days																					
Construction	261 days																					
Close-Out	22 days																					



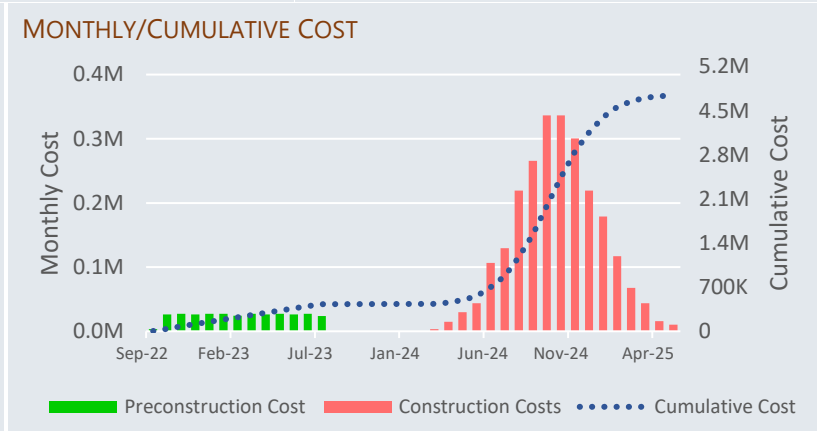
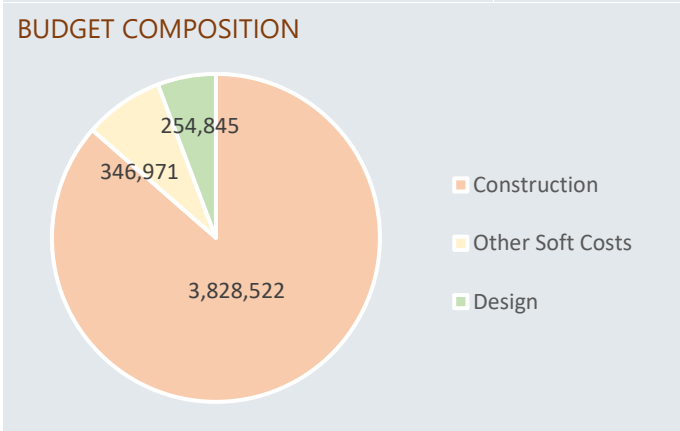


ROLANDO

SITE IMPROVEMENTS

PROJECT INFORMATION		PROJECT TEAM		PROJECT SCOPE
PHASE/STATUS	Design	PROJECT MGR.	Paul Cristilli (Kitchell)	Security Improvements, Accessibility Upgrades, Shade Improvements, Campus Infrastructure Upgrades & Signage/Marquee Upgrades
PROJECT NUMBER	9204	ARCHITECT	Studio-WC	
PROJECT BUNDLE	C	CONTRACTOR	Balfour Beatty	
PROJECT DELIVERY	Lease-Lease Back	INSPECTOR	Pending Selection	
SITE LOCATION	Online Map Link			

PROJECT FINANCIALS					
PROGRAM FUND	137,064,475	PROJECT COMMITMENTS	322,841	COST TO DATE	156,587
PROJECT BUDGET	4,430,338	% COMMITTED	7%	REMAINING BUDGET	4,107,497



PROJECT SCHEDULE

Task Name	Duration	022	Qtr 4, 2022	Qtr 1, 2023	Qtr 2, 2023	Qtr 3, 2023	Qtr 4, 2023	Qtr 1, 2024	Qtr 2, 2024	Qtr 3, 2024	Qtr 4, 2024	Qtr 1, 2025										
		Aug	Sep	Oct	Nov	Dec	Jan	Feb	Mar	Apr	May	Jun	Jul	Aug	Sep	Oct	Nov	Dec	Jan	Feb	Mar	
Design	245 days																					
DSA	105 days																					
Bid/Award	41 days																					
Construction	261 days																					
Close-Out	22 days																					



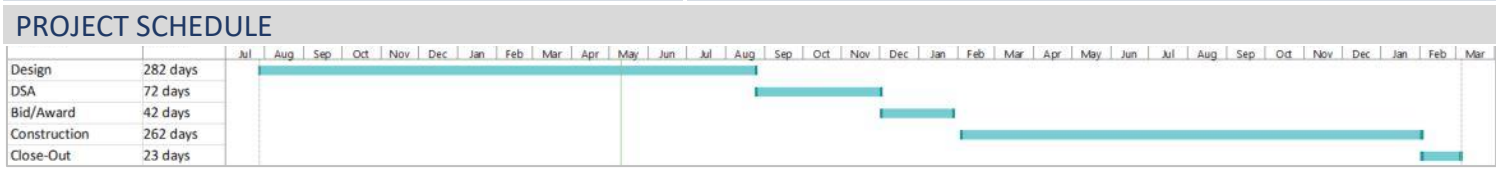
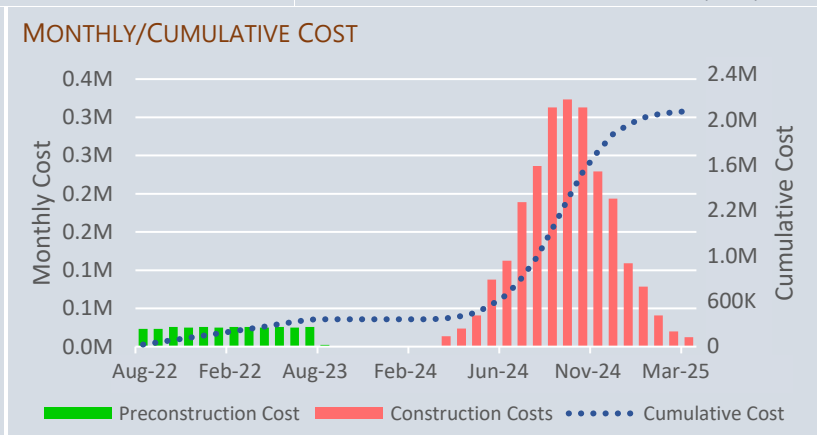
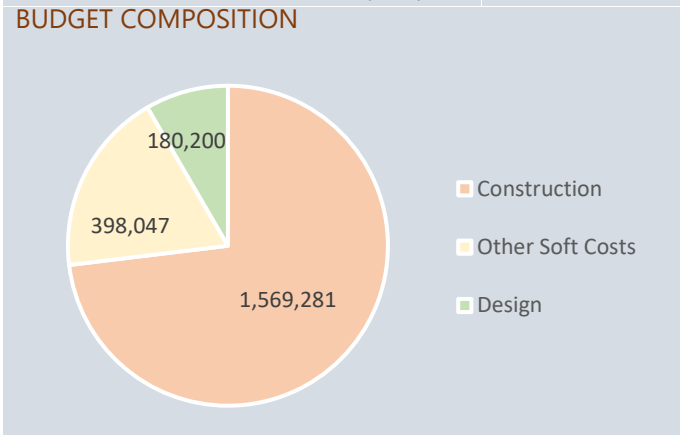


AVONDALE

SITE IMPROVEMENTS

PROJECT INFORMATION		PROJECT TEAM		PROJECT SCOPE
PHASE/STATUS	Design	PROJECT MGR.	Paul Cristilli (Kitchell)	
PROJECT NUMBER	9402	ARCHITECT	Mosher Drew	
PROJECT BUNDLE	D	CONTRACTOR	Lusardi	
PROJECT DELIVERY	Lease-Lease Back	INSPECTOR	Pending Selection	
SITE LOCATION	Online Map Link			

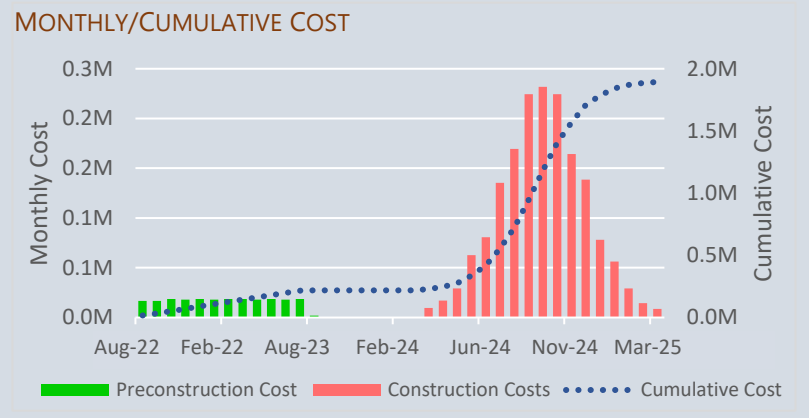
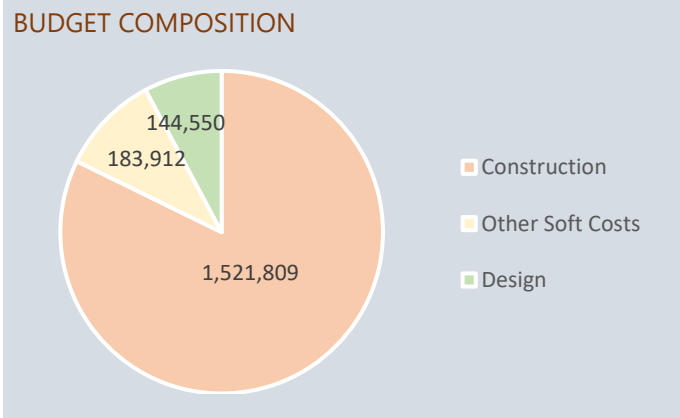
PROJECT FINANCIALS					
PROGRAM FUND	136,424,117	PROJECT COMMITMENTS	247,776	COST TO DATE	130,604
PROJECT BUDGET	2,147,528	% COMMITTED	12%	REMAINING BUDGET	1,899,752






PROJECT INFORMATION		PROJECT TEAM		PROJECT SCOPE
PHASE/STATUS	Design	PROJECT MGR.	Paul Cristilli (Kitchell)	
PROJECT NUMBER	9403	ARCHITECT	Mosher Drew	
PROJECT BUNDLE	D	CONTRACTOR	Lusardi	
PROJECT DELIVERY	Lease-Lease Back	INSPECTOR	Pending Selection	
SITE LOCATION	Online Map Link			

PROJECT FINANCIALS			
PROGRAM FUND	136,424,117	PROJECT COMMITMENTS	214,028
PROJECT BUDGET	1,850,271	% COMMITTED	11%
		COST TO DATE	131,451
		REMAINING BUDGET	1,636,425



PROJECT SCHEDULE

Task Name	Duration	Qtr 3, 2022			Qtr 4, 2022			Qtr 1, 2023			Qtr 2, 2023			Qtr 3, 2023			Qtr 4, 2023			Qtr 1, 2024			Qtr 2, 2024			Qtr 3, 2024			Qtr 4, 2024			Qtr 1, 2025		
		Jul	Aug	Sep	Oct	Nov	Dec	Jan	Feb	Mar	Apr	May	Jun	Jul	Aug	Sep	Oct	Nov	Dec	Jan	Feb	Mar	Apr	May	Jun	Jul	Aug	Sep	Oct	Nov	Dec	Jan	Feb	Mar
Design	282 days	[Gantt bar spanning from Jul-22 to Mar-25]																																
DSA	72 days	[Gantt bar spanning from Aug-23 to Apr-24]																																
Bid/Award	42 days	[Gantt bar spanning from Oct-23 to Dec-23]																																
Construction	262 days	[Gantt bar spanning from Jun-24 to Mar-25]																																
Close-Out	23 days	[Gantt bar spanning from Feb-25 to Mar-25]																																

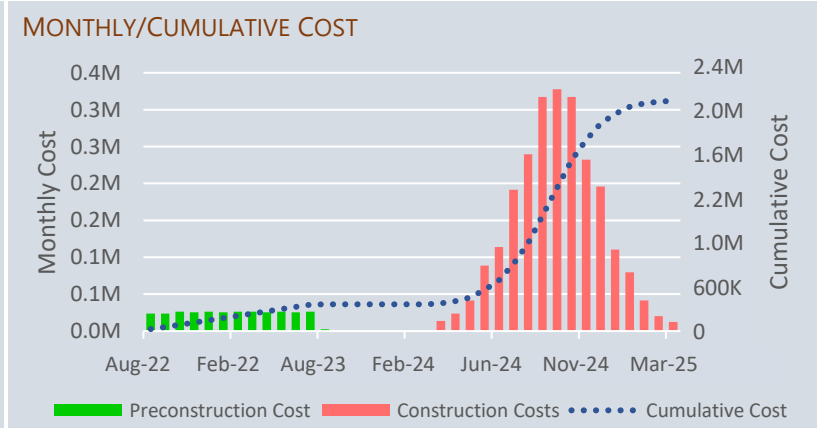
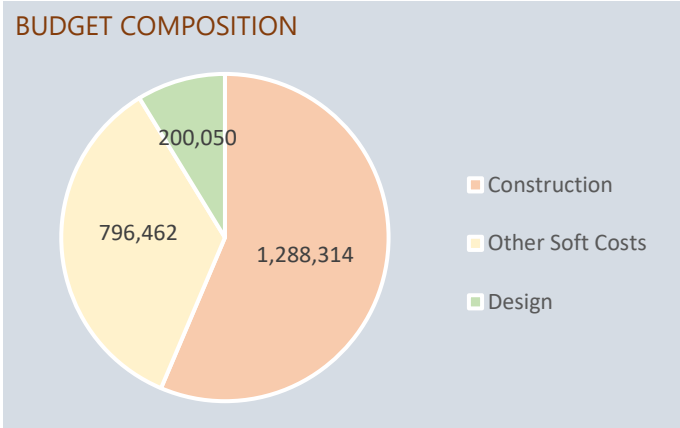


KEMPTON

SITE IMPROVEMENTS

PROJECT INFORMATION		PROJECT TEAM		PROJECT SCOPE
PHASE/STATUS	DSA	PROJECT MGR.	Paul Cristilli (Kitchell)	Suggested site improvements include entry modernization work including a new pole mounted digital marquee, an accessible entrance with new ramp from the public right of way to the main entry, landscaping, trash enclosure and security fencing. Other recommended site improvements include security fencing, and critical infrastructure.
PROJECT NUMBER	9404	ARCHITECT	Mosher Drew	
PROJECT BUNDLE	D	CONTRACTOR	Lusardi	
PROJECT DELIVERY	Lease-Lease Back	INSPECTOR	Pending Selection	
SITE LOCATION	Online Map Link			

PROJECT FINANCIALS					
PROGRAM FUND	137,064,475	PROJECT COMMITMENTS	283,934	COST TO DATE	178,773
PROJECT BUDGET	2,284,826	% COMMITTED	12%	REMAINING BUDGET	2,000,892



PROJECT SCHEDULE

Task Name	Duration	Qtr 3, 2022	Qtr 4, 2022	Qtr 1, 2023	Qtr 2, 2023	Qtr 3, 2023	Qtr 4, 2023	Qtr 1, 2024	Qtr 2, 2024	Qtr 3, 2024	Qtr 4, 2024	Qtr 1, 2025	
Design	282 days	[Gantt bar spanning from Q3 2022 to Q1 2025]											
DSA	72 days	[Gantt bar spanning from Q3 2022 to Q1 2023]											
Bid/Award	42 days	[Gantt bar spanning from Q1 2023 to Q2 2023]											
Construction	262 days	[Gantt bar spanning from Q2 2023 to Q1 2025]											
Close-Out	23 days	[Gantt bar spanning from Q1 2025 to Q2 2025]											



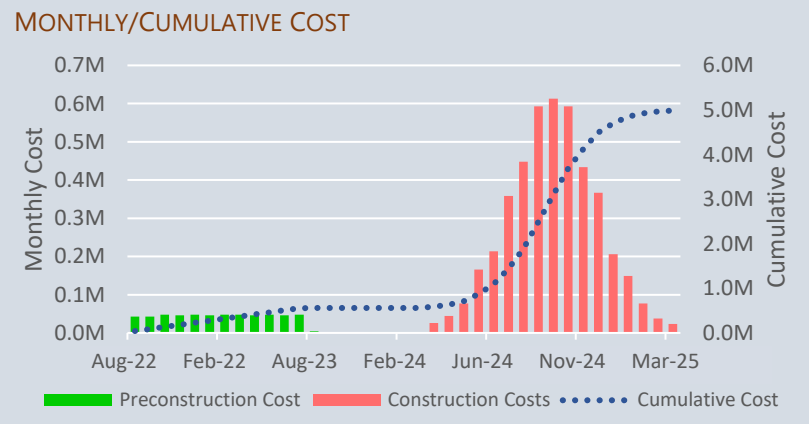
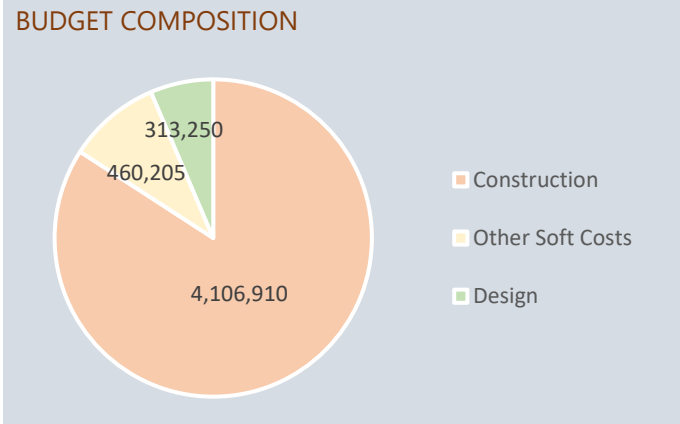
LA PRESA

SITE IMPROVEMENTS

PROJECT INFORMATION		PROJECT TEAM		PROJECT SCOPE
PHASE/STATUS	Design	PROJECT MGR.	Paul Cristilli (Kitchell)	
PROJECT NUMBER	9405	ARCHITECT	Mosher Drew	
PROJECT BUNDLE	D	CONTRACTOR	Lusardi	
PROJECT DELIVERY	Lease-Lease Back	INSPECTOR	Pending Selection	
SITE LOCATION	Online Map Link			

Suggested site improvements include security fencing at select locations, asphalt sealcoating and paving in the play field courts, workout equipment in the play area, replacement of the chillers and hydronic piping on campus, trash enclosure and concrete plaza and sidewalk improvements as necessary and critical infrastructure.

PROJECT FINANCIALS					
PROGRAM FUND	136,424,117	PROJECT COMMITMENTS	439,919	COST TO DATE	277,542
PROJECT BUDGET	4,880,365	% COMMITTED	9%	REMAINING BUDGET	4,440,447



PROJECT SCHEDULE

Design	282 days	[Gantt bar from Aug-22 to Aug-23]	
DSA	72 days	[Gantt bar from Aug-23 to Oct-23]	
Bid/Award	42 days	[Gantt bar from Oct-23 to Dec-23]	
Construction	262 days	[Gantt bar from Dec-23 to Aug-25]	
Close-Out	23 days	[Gantt bar from Aug-25 to Sep-25]	



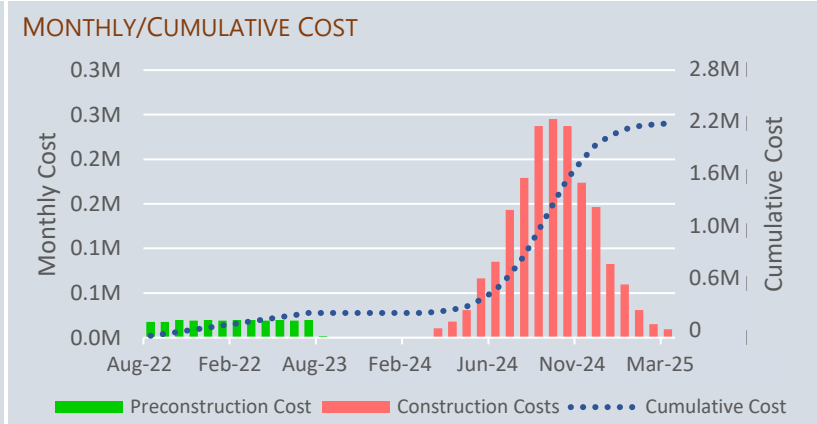
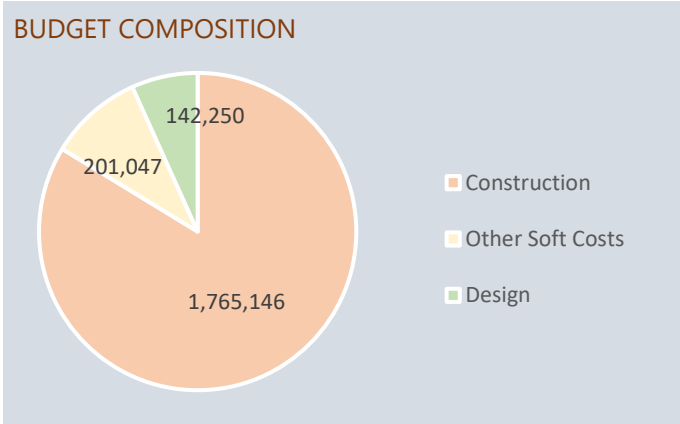


RANCHO

SITE IMPROVEMENTS

PROJECT INFORMATION		PROJECT TEAM		PROJECT SCOPE
PHASE/STATUS	Design	PROJECT MGR.	Paul Cristilli (Kitchell)	Security and Landscape Improvements, Accessibility Upgrades, Shade Improvements, Campus Infrastructure Upgrades & Signage/Marquee Upgrade, Trash Enclosure
PROJECT NUMBER	9406	ARCHITECT	Mosher Drew	
PROJECT BUNDLE	D	CONTRACTOR	Lusardi	
PROJECT DELIVERY	Lease-Lease Back	INSPECTOR	Pending Selection	
SITE LOCATION	Online Map Link			

PROJECT FINANCIALS					
PROGRAM FUND	137,064,475	PROJECT COMMITMENTS	208,988	COST TO DATE	130,747
PROJECT BUDGET	2,108,443	% COMMITTED	10%	REMAINING BUDGET	1,899,456



PROJECT SCHEDULE

Task Name	Duration	Qtr 3, 2022	Qtr 4, 2022	Qtr 1, 2023	Qtr 2, 2023	Qtr 3, 2023	Qtr 4, 2023	Qtr 1, 2024	Qtr 2, 2024	Qtr 3, 2024	Qtr 4, 2024	Qtr 1, 2025	
Design	282 days	[Gantt bar from Q3 2022 to Q3 2024]											
DSA	72 days	[Gantt bar from Q4 2023 to Q1 2024]											
Bid/Award	42 days	[Gantt bar from Q1 2024 to Q2 2024]											
Construction	262 days	[Gantt bar from Q2 2024 to Q1 2025]											
Close-Out	23 days	[Gantt bar from Q1 2025 to Q2 2025]											

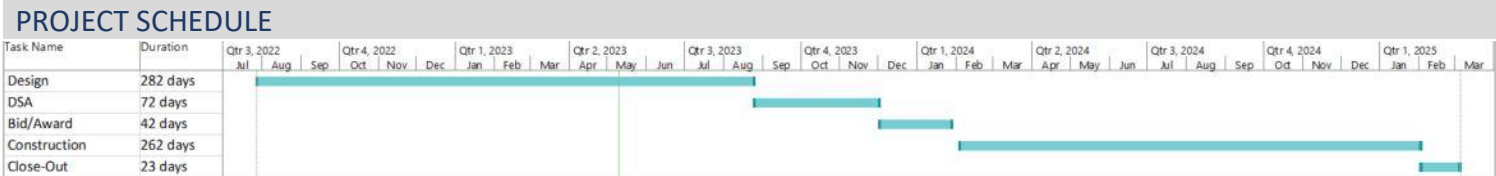
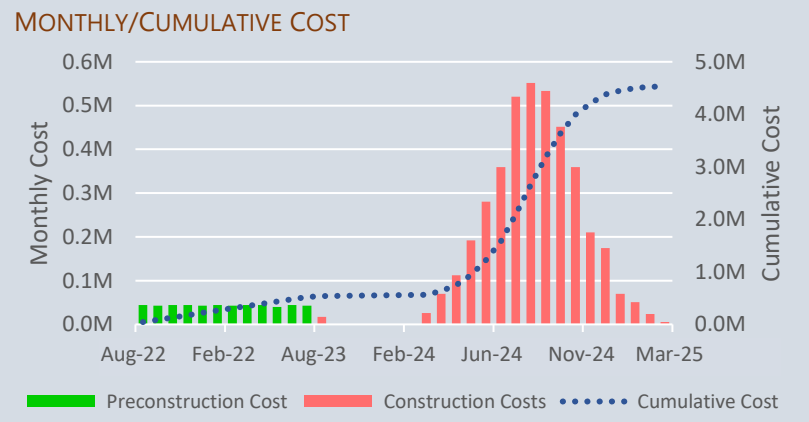
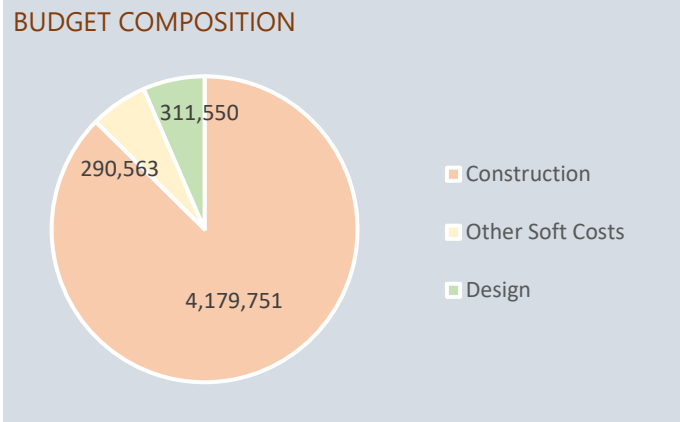


STEAM ACADEMY

SITE IMPROVEMENTS

PROJECT INFORMATION		PROJECT TEAM		PROJECT SCOPE
PHASE/STATUS	Design	PROJECT MGR.	Paul Cristilli (Kitchell)	Site improvements include chain link security fencing as needed, multipurpose court restoration/replacement, PE equipment in the play area, Trash Enclosure, replacement of the critical infrastructure and HVAC system, and concrete plaza and sidewalk improvements as necessary. In addition to the items shown in this plan, the following pages detail the areas needing storm drain repair.
PROJECT NUMBER	9401	ARCHITECT	Mosher Drew	
PROJECT BUNDLE	D	CONTRACTOR	Lusardi	
PROJECT DELIVERY	Lease-Lease Back	INSPECTOR	Pending Selection	
SITE LOCATION	Online Map Link			

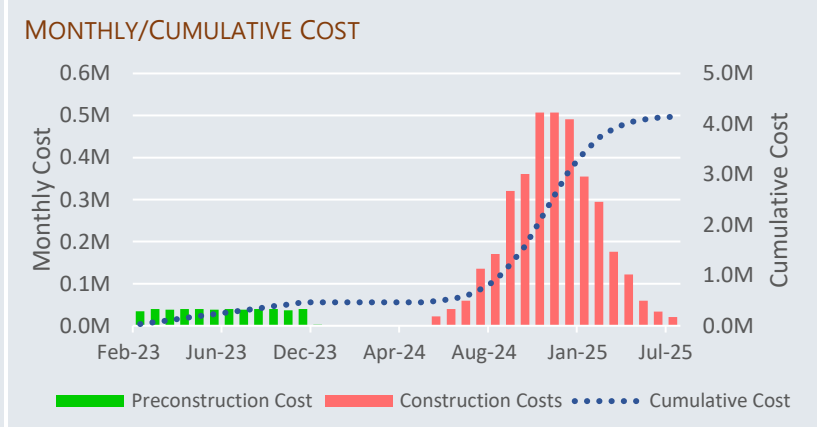
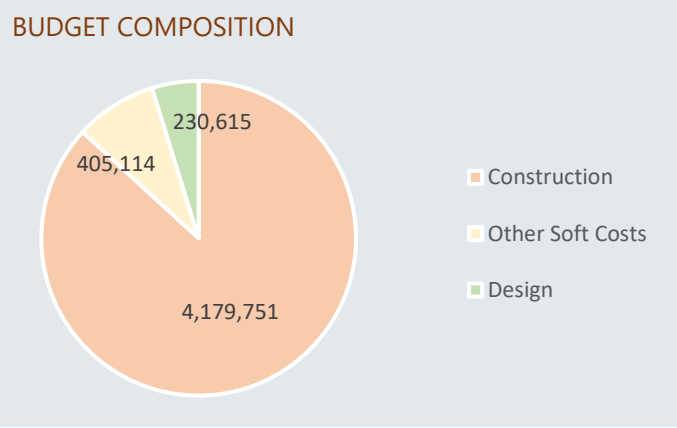
PROJECT FINANCIALS					
PROGRAM FUND	137,064,475	PROJECT COMMITMENTS	445,767	COST TO DATE	285,362
PROJECT BUDGET	4,781,864	% COMMITTED	9%	REMAINING BUDGET	4,336,096





PROJECT INFORMATION		PROJECT TEAM		PROJECT SCOPE
PHASE/STATUS	Design	PROJECT MGR.	Paul Cristilli (Kitchell)	Administration access improvements, Security Improvements, Accessibility Upgrades, Improvement in School Grounds and Critical Infrastructure, Trash Enclosure.
PROJECT NUMBER	9102	ARCHITECT	Mosher Drew	
PROJECT BUNDLE	E	CONTRACTOR	Lusardi	
PROJECT DELIVERY	Lease-Lease Back	INSPECTOR	Pending Selection	
SITE LOCATION	Online Map Link			

PROJECT FINANCIALS					
PROGRAM FUND	137,064,475	PROJECT COMMITMENTS	267,397	COST TO DATE	119,777
PROJECT BUDGET	4,815,480	% COMMITTED	6%	REMAINING BUDGET	4,548,083



PROJECT SCHEDULE

Task Name	Duration	Qtr 1, 2023	Qtr 2, 2023	Qtr 3, 2023	Qtr 4, 2023	Qtr 1, 2024	Qtr 2, 2024	Qtr 3, 2024	Qtr 4, 2024	Qtr 1, 2025	Qtr 2, 2025		
Design	229 days	Jan	Feb	Mar	Apr	May	Jun	Jul	Aug	Sep	Oct	Nov	Dec
DSA	71 days												
Bid/Award	42 days												
Construction	262 days												
Close-Out	22 days												



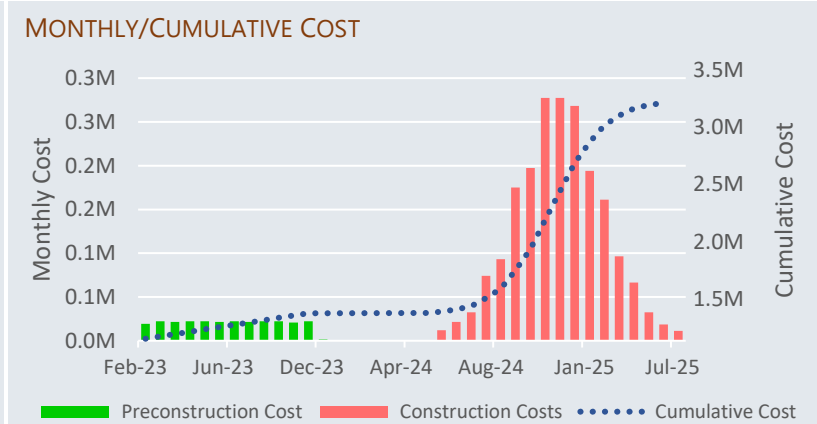
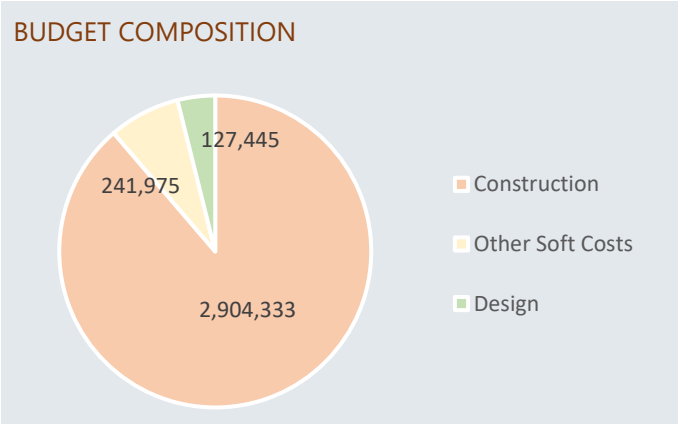
MURRAY MANOR

SITE IMPROVEMENTS



PROJECT INFORMATION		PROJECT TEAM		PROJECT SCOPE
PHASE/STATUS	Design	PROJECT MGR.	Paul Cristilli (Kitchell)	
PROJECT NUMBER	9103	ARCHITECT	Mosher Drew	
PROJECT BUNDLE	E	CONTRACTOR	Lusardi	
PROJECT DELIVERY	Lease-Lease Back	INSPECTOR	Pending Selection	
SITE LOCATION	Online Map Link			

PROJECT FINANCIALS			
PROGRAM FUND	137,064,475	PROJECT COMMITMENTS	165,732
PROJECT BUDGET	3,273,753	% COMMITTED	5%
		COST TO DATE	80,119
		REMAINING BUDGET	3,108,022



PROJECT SCHEDULE

Task Name	Duration	Qtr 1, 2023	Qtr 2, 2023	Qtr 3, 2023	Qtr 4, 2023	Qtr 1, 2024	Qtr 2, 2024	Qtr 3, 2024	Qtr 4, 2024	Qtr 1, 2025	Qtr 2, 2025
Design	229 days	█				█		█		█	
DSA	71 days	█		█		█		█		█	
Bid/Award	42 days	█		█		█		█		█	
Construction	262 days	█		█		█		█		█	
Close-Out	22 days	█		█		█		█		█	





NORTHMONT

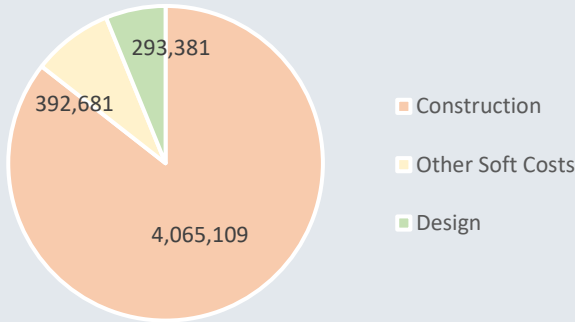
SITE IMPROVEMENTS

PROJECT INFORMATION		PROJECT TEAM		PROJECT SCOPE Security Improvements, Improvement in School Grounds, Accessibility Upgrades Campus Infrastructure Upgrades and Signage/Marquee Upgrades, Trash Enclosure.
PHASE/STATUS	Design	PROJECT MGR.	Paul Cristilli (Kitchell)	
PROJECT NUMBER	9104	ARCHITECT	Mosher Drew	
PROJECT BUNDLE	E	CONTRACTOR	Lusardi	
PROJECT DELIVERY	Lease-Lease Back	INSPECTOR	Pending Selection	
SITE LOCATION	Online Map Link			

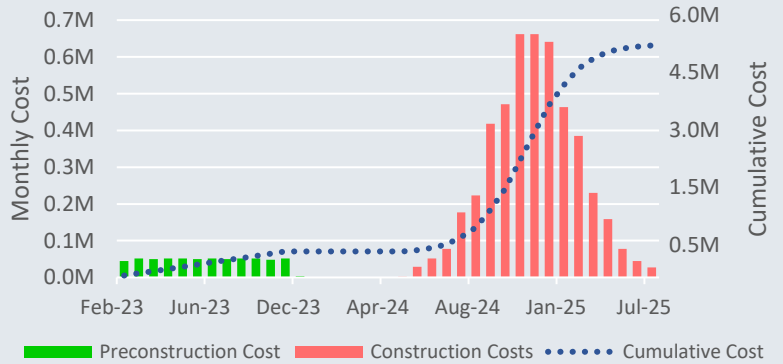
PROJECT FINANCIALS

PROGRAM FUND	137,064,475	PROJECT COMMITMENTS	381,213	COST TO DATE	178,427
PROJECT BUDGET	4,751,171	% COMMITTED	8%	REMAINING BUDGET	4,369,957

BUDGET COMPOSITION



MONTHLY/CUMULATIVE COST



PROJECT SCHEDULE

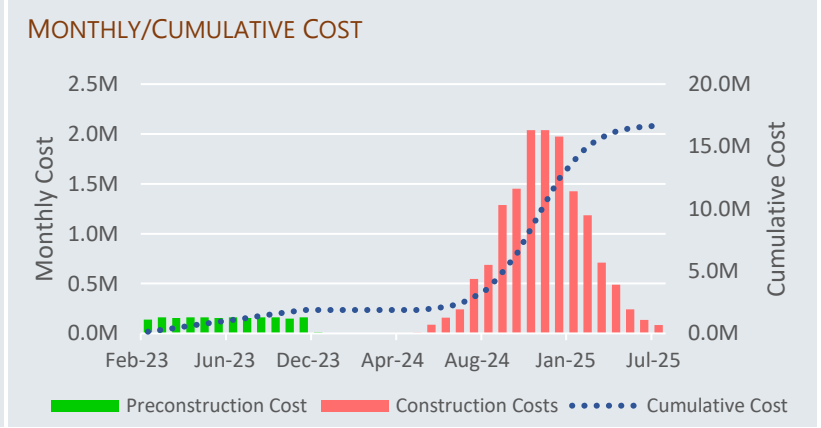
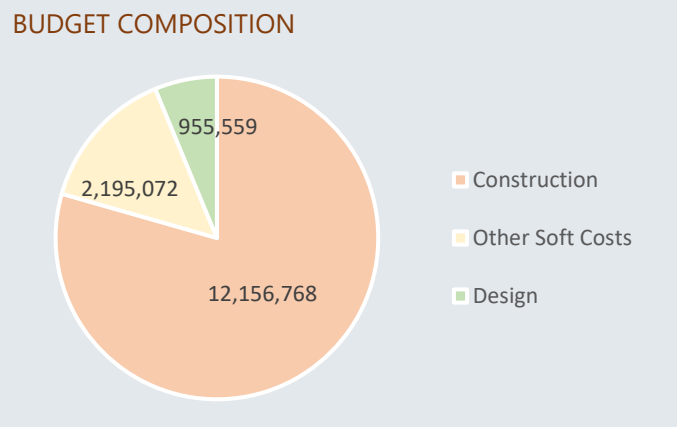
Task Name	Duration	Qtr 1, 2023			Qtr 2, 2023			Qtr 3, 2023			Qtr 4, 2023			Qtr 1, 2024			Qtr 2, 2024			Qtr 3, 2024			Qtr 4, 2024			Qtr 1, 2025			Qtr 2, 2025		
		Jan	Feb	Mar	Apr	May	Jun	Jul	Aug	Sep	Oct	Nov	Dec	Jan	Feb	Mar	Apr	May	Jun	Jul	Aug	Sep	Oct	Nov	Dec	Jan	Feb	Mar	Apr	May	Jun
Design	229 days	[Bar spanning from Jan-23 to Dec-23]																													
DSA	71 days																														
Bid/Award	42 days																														
Construction	262 days																														
Close-Out	22 days																														





PROJECT INFORMATION		PROJECT TEAM		PROJECT SCOPE
PHASE/STATUS	Design	PROJECT MGR.	Paul Cristilli (Kitchell)	Critical infrastructure, single point of access and security fencing improvements, administration office relocation, campus wide landscaping improvements, ADA upgrades, Trash Enclosure.
PROJECT NUMBER	9101	ARCHITECT	Mosher Drew	
PROJECT BUNDLE	E	CONTRACTOR	Pending Selection	
PROJECT DELIVERY	Lease-Lease Back	INSPECTOR	Lusardi	
SITE LOCATION	Online Map Link			

PROJECT FINANCIALS				
PROGRAM FUND	137,064,475	PROJECT COMMITMENTS	1,152,119	COST TO DATE 385,158
PROJECT BUDGET	15,307,399	% COMMITTED	8%	REMAINING BUDGET 14,155,280



PROJECT SCHEDULE

Task Name	Duration	Qtr 1, 2023	Qtr 2, 2023	Qtr 3, 2023	Qtr 4, 2023	Qtr 1, 2024	Qtr 2, 2024	Qtr 3, 2024	Qtr 4, 2024	Qtr 1, 2025	Qtr 2, 2025		
Design	229 days	[Gantt bar spanning from Q1 2023 to Q2 2025]											
DSA	71 days	[Gantt bar spanning from Q4 2023 to Q1 2024]											
Bid/Award	42 days	[Gantt bar spanning from Q2 2024 to Q3 2024]											
Construction	262 days	[Gantt bar spanning from Q3 2024 to Q2 2025]											
Close-Out	22 days	[Gantt bar spanning from Q2 2025 to Q3 2025]											