



Measure V Bond Program Update

La Mesa – Spring Valley Schools

Presentation to the Citizens' Bond Oversight Committee

November 15, 2023

Dr. Robert Cochran, Director, Business Services and Chief Safety Officer
Mark Claussen, P.E., Bond Program Manager



Program Update Overview

2

- Current Project Status
- Upcoming Activities
- Financial Summary
- Schedule Summary



Current Project Status

- **Since Last Report September 13, 2023**
- Continuing construction Bundle B, 6 School Sites and Operations Center
 - Operations Center work in bidding phase
- Continuing Construction Document phase of Bundle C, D, and E
 - C in a phased submission process to DSA
 - D is at DSA. Final DSA comment reviews in process
 - E continuing construction document development
- Continuing schematic/design development for Playground Improvements
- Completed semi-annual Budget update
 - Governing Board approved Budget update November 14 Board



Bundle B Construction Sites

- Casa de Oro
- Spring Valley Academy
- Highlands Elementary
- Loma Elementary
- Murdock Elementary
- Sweetwater Springs Elementary
- District Operations Center

Bundle B Access Improvements



Spring Valley Academy

Bundle B Access Improvements



Casa de Oro Elementary

Bundle B Access Improvements



ADA Parking Improvements
Accessible Pathways



Sweetwater Springs Elementary

Security Fencing and Gates



Casa de Oro Elementary




Highlands Elementary

HVAC Improvements Murdock Elementary



Existing

Cooling Tower Replacement




New

Marquees



New Marquees installed at 5 school sites Bundle B

Marquees



LMAAC Marquee Monument Wrap



Highlands Elementary



Underground Infrastructure Completion



Sweetwater Springs Elementary


Underground Infrastructure Completion



Spring Valley Academy



Trash Enclosures



Typical at 6 sites



Upcoming Activities

- Bundle C
 - Complete budget reconciliation process and negotiate Guaranteed Maximum Price
 - Start construction
- Bundle D
 - Continue Guaranteed Maximum Price negotiation
 - Start construction
- Bundle E
 - Continue construction document development

Local Contractors

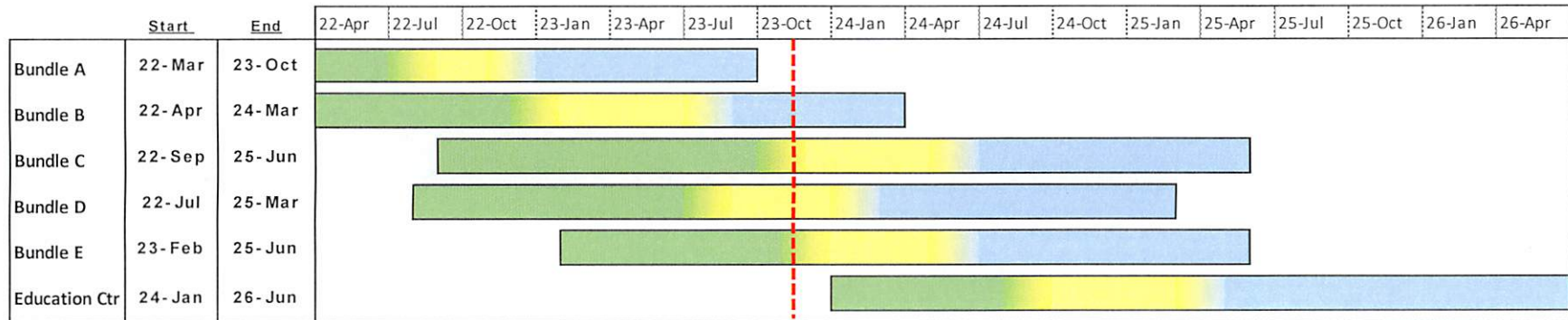


Current Program Financial Summary

Project Name	Original Budget	Current Budget	Budget Changes	Committed Costs	Expenditures	Remaining Budget	% Committed
Elementary Schools							
Avondale Site Improvements	\$2,640,853.53	\$2,147,528.43	(\$493,325.10)	\$267,581.59	\$166,197.63	\$1,879,946.84	12.46%
Bancroft Site Improvements	\$1,893,596.29	\$1,850,271.19	(\$43,325.10)	\$214,028.49	\$131,451.26	\$1,636,242.70	11.57%
Casa de Oro Site Improvements	\$4,121,685.39	\$3,904,236.87	(\$217,448.52)	\$3,733,423.83	\$2,659,578.44	\$170,813.04	95.62%
Fletcher Hills Elementary School	\$4,142,269.06	\$4,815,479.86	\$673,210.80	\$267,396.95	\$119,777.35	\$4,548,082.91	5.55%
Highlands Elementary Site Improvements	\$1,602,953.80	\$1,871,531.58	\$268,577.78	\$1,680,016.04	\$854,766.46	\$191,515.54	89.77%
Kempton Site Improvements	\$2,676,367.30	\$2,284,825.98	(\$391,541.32)	\$283,933.60	\$178,772.70	\$2,000,892.38	12.43%
La Mesa Dale Site Improvements	\$8,497,137.87	\$10,153,280.07	\$1,656,142.20	\$2,914,080.32	\$416,289.56	\$7,239,199.75	28.70%
La Presa Site Improvements	\$4,987,447.34	\$4,880,365.46	(\$107,081.88)	\$439,918.53	\$277,542.28	\$4,440,446.93	9.01%
Lemon Avenue Site Improvements	\$1,751,735.70	\$2,146,141.21	\$394,405.51	\$231,573.38	\$121,650.51	\$1,914,567.83	10.79%
Loma Elementary Site Improvements	\$782,071.17	\$1,251,804.75	\$469,733.58	\$1,182,715.52	\$591,989.27	\$69,089.23	94.48%
Maryland Avenue Site Improvements	\$1,584,913.59	\$1,669,319.10	\$84,405.51	\$222,923.15	\$120,981.62	\$1,446,395.95	13.35%
Murdock Site Improvements	\$1,659,839.77	\$2,653,103.81	\$993,264.04	\$2,318,183.12	\$870,945.42	\$334,920.69	87.38%
Murray Manor Site Improvements	\$2,273,753.02	\$3,273,753.02	\$1,000,000.00	\$165,731.51	\$80,119.17	\$3,108,021.51	5.06%
Northmont Site Improvements	\$5,408,296.52	\$4,751,170.54	(\$657,125.98)	\$381,212.84	\$178,427.00	\$4,369,957.70	8.02%
Rancho Site Improvements	\$2,001,411.81	\$2,108,443.46	\$107,031.65	\$208,987.86	\$130,746.71	\$1,899,455.60	9.91%
Rolando Site Improvements	\$2,755,932.66	\$4,430,338.17	\$1,674,405.51	\$322,841.46	\$156,586.79	\$4,107,496.71	7.29%
Sweetwater Springs Site Improvements	\$5,629,939.77	\$2,778,261.57	(\$2,851,678.20)	\$2,543,139.70	\$1,314,381.68	\$235,121.87	91.54%
Middle Schools							
Parkway Middle School Entrance Modernizations	\$628,359.69	\$708,585.50	\$80,225.81	\$678,613.19	\$600,581.00	\$29,972.31	95.77%
Parkway Middle School Improvements	\$16,669,083.19	\$15,307,398.74	(\$1,361,684.45)	\$1,152,118.85	\$385,158.47	\$14,155,279.89	7.53%
La Mesa Arts Academy Entrance Modernizations	\$628,359.70	\$1,080,735.50	\$452,375.80	\$1,057,003.65	\$981,050.82	\$23,731.85	97.80%
La Mesa Arts Academy Site Improvements	\$5,568,238.99	\$5,860,487.38	\$292,248.39	\$735,287.70	\$454,535.06	\$5,125,199.68	12.55%
Spring Valley Academy Entrance Modernizations	\$628,359.69	\$818,873.50	\$190,513.81	\$801,340.37	\$745,263.38	\$17,533.13	97.86%
Spring Valley Academy Site Improvements	\$3,389,591.21	\$3,249,384.21	(\$140,207.00)	\$2,956,523.23	\$1,889,580.24	\$292,860.98	90.99%
STEAM Academy Entrance Modernizations	\$628,359.69	\$1,487,264.50	\$858,904.81	\$858,904.81	\$1,439,244.86	\$48,019.64	99.99%
STEAM Academy Site Improvements	\$4,621,369.51	\$4,781,863.53	\$160,494.02	\$445,767.37	\$285,362.15	\$4,336,096.16	9.32%
Other District Sites							
STEAM Slope Stabilization	\$6,606,524.75	\$6,560,840.70	(\$45,684.05)	\$2,346,627.00	\$2,334,084.25	\$4,214,213.70	35.77%
Infrastructure Repairs - Districtwide	\$6,443,178.98	\$1,589,574.98	(\$4,853,604.00)	\$0.00	\$0.00	\$1,589,574.98	0.00%
Playground Improvements		\$4,853,604.00	\$4,853,604.00	\$29,237.00	\$5,000.00	\$4,824,367.00	0.60%
Energy Efficiency Projects - Districtwide	\$10,371,056.42	\$10,371,056.42	\$0.00	\$10,371,056.42	\$10,371,056.42	\$0.00	100.00%
Security Fencing	\$718,290.00	\$832,540.63	\$114,250.63	\$781,883.86	\$773,621.86	\$50,656.77	93.92%
Operations Center							
Operations Center Trailer Demolition	\$65,252.63	\$150,732.64	(\$3,146.63)	\$150,732.64	\$150,732.64	\$0.00	100.00%
Portable Building	\$329,545.99	\$92,655.75	(\$291,369.27)	\$92,655.75	\$92,655.75	\$0.00	100.00%
Operations Center Site Improvements	\$1,908,207.11	\$2,541,510.38	\$633,303.27	\$199,665.36	\$96,122.49	\$2,341,845.02	7.86%
Education Service Center							
Education Center Site Improvements	\$6,248,616.17	\$6,248,616.17	\$0.00	\$0.00	\$0.00	\$6,248,616.17	0.00%
Program Common Costs & Contingencies							
Program Administration	\$9,855,691.69	\$7,560,922.64	\$0.00	\$3,082,053.97	\$1,902,615.44	\$4,478,868.67	40.76%
Program Contingency	\$3,000,000.00	\$1,997,972.89	\$451,281.00	\$0.00	\$0.00	\$1,997,972.89	0.00%
Program Reserve	\$4,000,000.00	\$4,000,000.00	\$0.00	\$0.00	\$0.00	\$4,000,000.00	0.00%
Program Totals	\$136,000,000.00	\$137,064,475.13	\$3,836,905.99	\$43,792,747.10	\$30,876,868.68	\$93,271,728.03	31.95%



Schedule



Design
 DSA & Bidding Award
 Construction & Closeout
 Current Date



Measure V Bond Program Update

Questions.....