

Measure V

CBOC Program Update and Financials

REPORTING PERIOD: January 2026 – March 2026





TABLE OF CONTENTS

Table of Contents	1
Bond Program Management - Overview	2
Program Budget Summary	3
Program Schedule (Roll-up)	4
Bundle A	
La Mesa Arts Academy (Entry Improvements) Project Overview	5
Parkway Academy (Entry Improvements) Project Overview	6
STEAM Academy (Entry Improvements) Project Overview	7
STEAM Academy Slope Stabilization Project Overview	8
Spring Valley Academy (Entry Improvements) Project Overview	9
Bundle B	
Operations Center (Site Improvements) Project Overview	10
Spring Valley Academy (Site Improvements) Project Overview	11
Casa de Oro Elementary (Site Improvements) Project Overview	12
Highlands Elementary (Site Improvements) Project Overview	13
Loma Elementary (Site Improvements) Project Overview	14
Murdock Elementary (Site Improvements) Project Overview	15
Sweetwater Springs Elementary (Site Improvements) Project Overview	16
Bundle C	
La Mesa Dale Elementary (Site Improvements) Project Overview	17
La Mesa Arts Academy (Site Improvements) Project Overview	18
Lemon Avenue Elementary (Site Improvements) Project Overview	19
Maryland Avenue Elementary (Site Improvements) Project Overview	20
Rolando Elementary (Site Improvements) Project Overview	21
Bundle D	
Avondale Elementary (Site Improvements) Project Overview	22
Bancroft Elementary (Site Improvements) Project Overview	23
Kempton Elementary (Site Improvements) Project Overview	24
La Presa Elementary (Site Improvements) Project Overview	25
Rancho Elementary (Site Improvements) Project Overview	26
STEAM Academy Phase I (Site Improvements) Project Overview	27
STEAM Academy Phase II Upper Fields Project Overview	28
Bundle E	
Fletcher Hills Elementary (Site Improvements) Project Overview	29
Murray Manor Elementary (Site Improvements) Project Overview	30
Northmont Elementary (Site Improvements) Project Overview	31
Parkway Academy (Site Improvements) Project Overview	32
Other District Projects	
Playgrounds Project Overview	33
Loma Fire Main Backflow Preventer Project Overview	34
Loma Parking Lot Project Overview	35
Murdock Parking Lot Project Overview	36

Overview

This report covers the period from **January 1, 2026 through March 31, 2026**.

Highlights of Activity During This Period

- The Citizens' Bond Oversight Committee meeting was held on March 18, 2026 at Parkway Sports and Health Science Academy.
- Construction completed on the STEAM Upper Field Project. Construction activities were completed during the previous reporting period; the project is currently in the closeout phase.
- The Parkway Sports and Health Science Modernization Project is nearly complete. During this reporting period, the punch list was completed, except for the ADA path-of-travel scope, which will be completed in the summer of 2026. Additionally, the scope includes site-wide signage and acoustic panels, which are also slated for the summer of 2026 to minimize impacts on the instructional day.
- In the previous reporting period, five playgrounds were resurfaced using the new District-Standard artificial turf. In this reporting period, two additional playgrounds at Casa De Oro Elementary School and Sweetwater Springs Elementary School were completed.

Projects in Programming and Design

- Infrastructure Scope: Site Signage and Irrigation Controls – Programming
- Loma Elementary Parking Lot Improvements – Estimating
- Murdock Elementary Parking Lot Improvements – Estimating
- Playground at Fletcher Hills – DSA approved

Projects in Construction

- La Mesa Dale Elementary Site Improvements – Closeout phase
- Parkway Classroom Modernization Project – Signage, Path of Travel, and Acoustic Panels, summer 2026.
- Maryland Avenue Elementary, Lemon Avenue Elementary, and La Mesa Arts Academy: Site security, ADA improvements, and select site modernization – Closeout Phase
- STEAM Upper Field (STEAM Site Improvements Phase 2) – Closeout Phase



Program Budget Report - March 31, 2026

Project Name	Original Budget	Current Budget	Budget Changes	Committed Costs	Expenditures	Remaining Budget	% Committed
Elementary Schools							
Avondale Site Improvements	\$2,640,853.53	\$2,168,977.60	(\$471,875.93)	\$2,163,524.26	\$2,153,871.76	\$5,453.34	99.75%
Bancroft Site Improvements	\$1,893,596.29	\$2,327,829.16	\$434,232.87	\$2,268,690.44	\$2,268,690.44	\$59,138.72	97.46%
Casa de Oro Site Improvements	\$4,121,685.39	\$3,684,236.87	(\$437,448.52)	\$3,675,187.18	\$3,646,867.18	\$9,049.69	99.75%
Fletcher Hills Elementary School	\$4,142,269.06	\$5,265,479.86	\$1,123,210.80	\$4,746,710.10	\$4,666,172.02	\$518,769.76	90.15%
Highlands Elementary Site Improvements	\$1,602,953.80	\$1,651,531.58	\$48,577.78	\$1,612,298.95	\$1,583,797.95	\$39,232.63	97.62%
Kempton Site Improvements	\$2,676,367.30	\$2,817,162.12	\$140,794.82	\$2,752,509.11	\$2,752,509.11	\$64,653.01	97.71%
La Mesa Dale Site Improvements	\$8,497,137.87	\$9,653,280.07	\$1,156,142.20	\$8,952,470.04	\$8,527,782.65	\$700,810.03	92.74%
La Presa Site Improvements	\$4,987,447.34	\$3,977,808.71	(\$1,009,638.63)	\$3,787,796.19	\$3,787,796.19	\$190,012.52	95.22%
Lemon Avenue Site Improvements	\$1,751,735.70	\$2,157,538.31	\$405,802.61	\$2,085,935.78	\$1,907,138.68	\$71,602.53	96.68%
Loma Elementary Site Improvements	\$782,071.17	\$1,248,484.75	\$466,413.58	\$1,234,024.24	\$1,211,999.24	\$14,460.51	98.84%
Loma Fire Main Backflow Preventor Project		\$530,701.32	\$530,701.32	\$316,593.75	\$311,041.75	\$214,107.57	59.66%
Loma Parking Lot Improvements		\$3,394,466.98	\$3,394,466.98	\$110,500.00	\$9,500.00	\$3,283,966.98	3.26%
Maryland Avenue Site Improvements	\$1,584,913.59	\$1,539,319.10	(\$45,594.49)	\$1,445,937.43	\$1,421,158.81	\$93,381.67	93.93%
Murdock Site Improvements	\$1,659,839.77	\$2,423,103.81	\$763,264.04	\$2,400,698.73	\$2,381,957.73	\$22,405.08	99.08%
Murdock Parking Lot Improvements		\$4,500,000.00	\$4,500,000.00	\$32,600.00	\$14,049.50	\$4,467,400.00	0.72%
Murray Manor Site Improvements	\$2,273,753.02	\$2,733,753.02	\$460,000.00	\$2,513,424.03	\$2,477,926.03	\$220,328.99	91.94%
Northmont Site Improvements	\$5,408,296.52	\$4,476,170.54	(\$932,125.98)	\$4,157,350.65	\$4,044,331.92	\$318,818.89	92.88%
Rancho Site Improvements	\$2,001,411.81	\$2,116,350.66	\$114,938.85	\$2,032,350.94	\$2,032,350.94	\$83,999.72	96.03%
Rolando Site Improvements	\$2,755,932.66	\$4,380,338.17	\$1,624,405.51	\$4,056,997.36	\$3,801,462.04	\$323,340.81	92.62%
Sweetwater Springs Site Improvements	\$5,629,939.77	\$2,488,261.57	(\$3,141,678.20)	\$2,451,235.65	\$2,417,984.65	\$37,025.92	98.51%
Middle Schools							
Parkway Middle School Entrance Modernizations	\$628,359.69	\$665,153.51	\$36,793.82	\$665,153.51	\$665,153.51	\$0.00	100.00%
Parkway Middle School Improvements	\$16,669,083.19	\$20,016,144.74	\$3,347,061.55	\$19,291,125.06	\$18,308,833.30	\$725,019.68	96.38%
La Mesa Arts Academy Entrance Modernizations	\$628,359.70	\$1,039,781.32	\$411,421.62	\$1,039,781.32	\$1,039,781.32	\$0.00	100.00%
La Mesa Arts Academy Site Improvements	\$5,568,238.99	\$3,589,258.38	(\$1,978,980.61)	\$3,189,986.09	\$2,884,337.61	\$399,272.29	88.88%
Spring Valley Academy Entrance Modernizations	\$628,359.69	\$760,549.93	\$132,190.24	\$760,549.93	\$760,549.93	\$0.00	100.00%
Spring Valley Academy Site Improvements	\$3,389,591.21	\$3,049,949.21	(\$339,642.00)	\$2,966,186.70	\$2,937,353.70	\$83,762.51	97.25%
STEAM Academy Entrance	\$628,359.69	\$1,473,233.18	\$844,873.49	\$1,473,233.18	\$1,473,233.18	\$0.00	100.00%
STEAM Academy Site Improvements	\$4,621,369.51	\$5,430,411.53	\$809,042.02	\$5,331,558.94	\$5,331,558.94	\$98,852.59	98.18%
STEAM Upper Fields		\$4,190,816.51	\$4,190,816.51	\$3,648,550.34	\$3,496,799.84	\$542,266.17	87.06%
Other District Sites							
STEAM Slope Stabilization	\$6,606,524.75	\$2,370,024.19	(\$4,236,500.56)	\$2,370,024.19	\$2,370,024.19	\$0.00	100.00%
Infrastructure Repairs - Districtwide	\$6,443,178.98	\$2,156,897.98	(\$4,286,281.00)	\$986,265.17	\$986,265.17	\$1,170,632.81	45.73%
Playground Improvements		\$6,973,731.93	\$6,973,731.93	\$4,932,722.75	\$4,700,204.89	\$2,041,009.18	70.73%
Energy Efficiency Projects - Districtwide	\$10,371,056.42	\$10,371,056.42	\$0.00	\$10,371,056.42	\$10,371,056.42	\$0.00	100.00%
Security Fencing		\$773,389.36	\$773,389.36	\$773,389.36	\$773,389.36	\$0.00	100.00%
Operations Center							
Operations Center Trailer Demolition	\$65,252.63	\$150,732.64	\$85,480.01	\$150,732.64	\$150,732.64	\$0.00	100.00%
Portable Building	\$329,545.99	\$92,655.75	(\$236,890.24)	\$92,655.75	\$92,655.75	\$0.00	100.00%
Operations Center Site Improvements	\$1,908,207.11	\$2,817,155.23	\$908,948.12	\$2,757,337.82	\$2,757,337.82	\$59,817.41	97.88%
Education Service Center							
Education Center Site Improvements	\$6,248,616.17	\$61,250.00	(\$6,187,366.17)	\$53,799.62	\$53,799.62	\$7,450.38	87.84%
Program Common Costs & Contingencies							
Program Administration	\$9,855,691.69	\$7,560,922.64	(\$2,294,769.05)	\$5,605,894.96	\$4,985,709.75	\$1,955,027.68	74.14%
Program Contingency	\$3,000,000.00	\$3,337,021.75	\$337,021.75	\$0.00	\$0.00	\$3,337,021.75	0.00%
Program Reserve	\$4,000,000.00	\$1,752,868.75	(\$2,247,131.25)	\$0.00	\$0.00	\$1,752,868.75	0.00%
Program Totals	\$136,000,000.00	\$142,167,799.15	\$6,167,799.15	\$119,256,838.58	\$115,557,165.53	\$22,910,960.57	83.88%

Definitions:
Original Budget: initial planned budget for project
Current Budget: includes only changes approved by LMSV Board, not contemplated or potential changes
Budget changes: total Board approved budget changes to date
Committed Costs: total of executed contracts or commitments to date

Expenditures: total of approved and issued payments to date
Budget Remaining: Current Budget minus Committed Costs
Gray: completed project
Dotted Fill: Budgetary information delay, pending Board approval

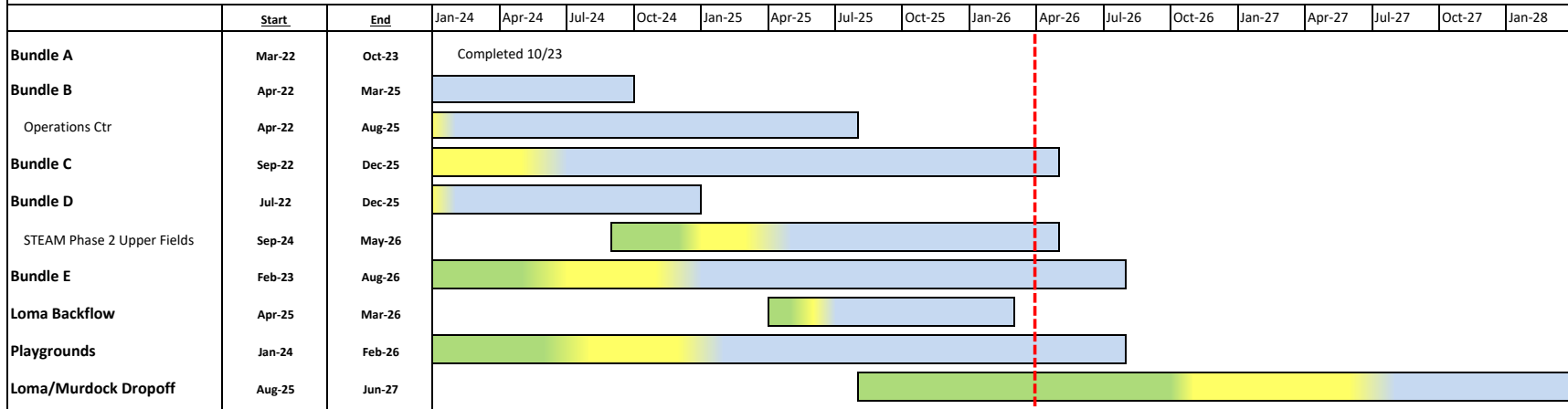
Data Source: June 30, 2025 Account-Ability, Kitchell Reconciled with District PeopleSoft financial data

LA MESA-SPRING VALLEY SCHOOLS

Measure V Bond Program



Program (Rollup) Schedule - March 2026





LA MESA ARTS ACADEMY

Entry Improvements

PROJECT INFORMATION	PROJECT SCOPE
PHASE/STATUS: Closeout PROJECT NUMBER: 9205 PROJECT BUNDLE: A PROJECT DELIVERY: Lease-Lease Back SITE LOCATION: 4200 Parks Ave., La Mesa, CA 91941	Scope includes monument marquee, landscaping, hardscaping, signage, and other entrance improvements to create a safe and welcoming campus entry while preserving the architectural integrity and style of the existing buildings.
PROJECT TEAM	
PROJECT MANAGER: Paul Cristilli, Kitchell ARCHITECT: Architects Mosher Drew	CONTRACTOR: Balfour Beatty INSPECTOR: Quality Control Consultants

PROJECT FINANCIALS

Summary Status			
Description	Budgeted	Committed	Expended
Site Cost	-	-	-
Soft Cost	206,023	206,023	206,023
Hard Cost	833,758	833,758	833,758
Contingency	-	-	-
Total	1,039,781	1,039,781	1,039,781

Budgeted Hard Cost 80.2%

Budget Status	
Initial Amount	776,248
Approved Changes	263,534
Pending Changes	-
Total	1,039,781

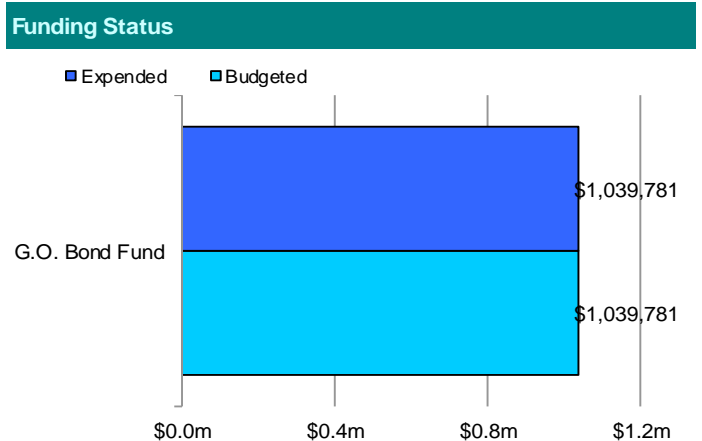
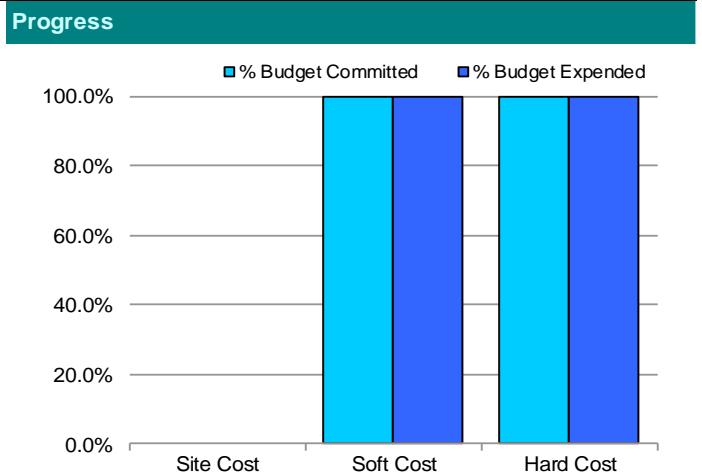
Budgeted Contingency 0.0%

Committed Status	
Initial Contracted AMT	1,052,823
Contract Changes	(13,041) -1.3%
Total	1,039,781

Budget Committed 100.0%

Expenditure Status	
Paid	1,039,781
Total	1,039,781

Budget Expended 100.0%



	Start	End	Jan-24	Apr-24	Jul-24	Oct-24	Jan-25	Apr-25	Jul-25	Oct-25	Jan-26	Apr-26	Jul-26	Oct-26	Jan-27	Apr-27	Jul-27	Oct-27	Jan-28
Bundle A	Mar-22	Oct-23	Completed 10/23																

■ Planning & Design
 ■ DSA & Bid Award
 ■ Construction & Closeout
 - - - Reporting Date





PARKWAY SPORTS & HEALTH SCIENCE ACADEMY

Entry Improvements

PROJECT INFORMATION		PROJECT SCOPE	
PHASE/STATUS:	Closeout	Campus security upgrades include installation of new perimeter fencing and controlled access points, enhancing safety, improving site supervision, and supporting a secure single point of entry.	
PROJECT NUMBER:	9106		
PROJECT BUNDLE:	A		
PROJECT DELIVERY:	Lease-Lease Back		
SITE LOCATION:	9009 Park Plaza Dr., La Mesa, CA 91942		
PROJECT TEAM			
PROJECT MANAGER:	Paul Cristilli, Kitchell	CONTRACTOR:	Balfour Beatty
ARCHITECT:	Architects Mosher Drew	INSPECTOR:	Quality Control Consultants

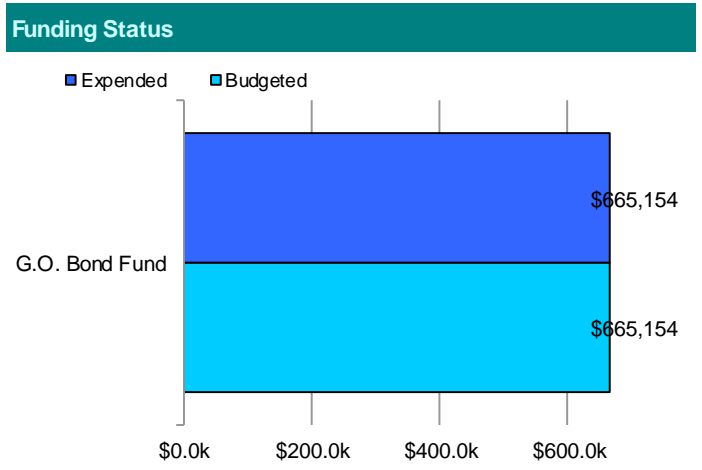
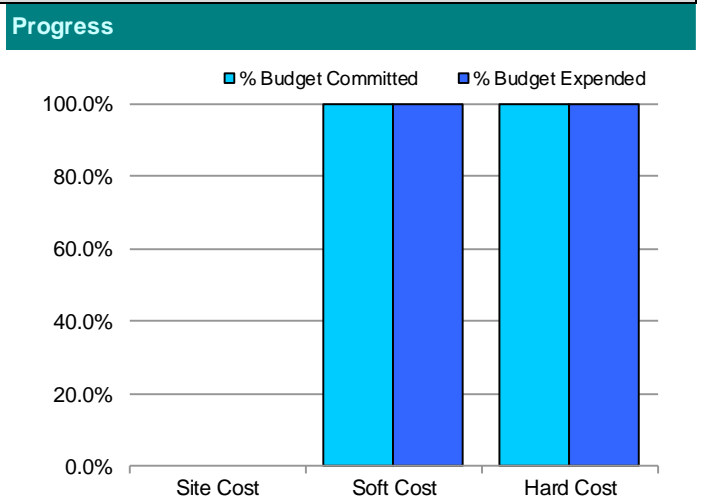
PROJECT FINANCIALS

Summary Status			
Description	Budgeted	Committed	Expended
Site Cost	-	-	-
Soft Cost	165,353	165,353	165,353
Hard Cost	499,801	499,801	499,801
Contingency	-	-	-
Total	665,154	665,154	665,154
Budgeted Hard Cost 75.1%			

Budget Status	
Initial Amount	628,360
Approved Changes	36,794
Pending Changes	-
Total	665,154
Budgeted Contingency 0.0%	

Committed Status	
Initial Contracted AMT	669,851
Contract Changes	(4,698) -0.7%
Total	665,154
Budget Committed 100.0%	

Expenditure Status	
Paid	665,154
Total	665,154
Budget Expended 100.0%	



	Start	End	Jan-24	Apr-24	Jul-24	Oct-24	Jan-25	Apr-25	Jul-25	Oct-25	Jan-26	Apr-26	Jul-26	Oct-26	Jan-27	Apr-27	Jul-27	Oct-27	Jan-28	
Bundle A	Mar-22	Oct-23	Completed 10/23																	

Planning & Design
 DSA & Bid Award
 Construction & Closeout
 Reporting Date





STEAM ACADEMY

Entry Improvements

PROJECT INFORMATION	PROJECT SCOPE
PHASE/STATUS: Closeout PROJECT NUMBER: 9408 PROJECT BUNDLE: A PROJECT DELIVERY: Lease-Lease Back SITE LOCATION: 1001 Leland St., Spring Valley, CA 91977	Scope includes signage, landscaping, hardscaping, marquee, and other entrance improvements to create a safe and welcoming campus entry while preserving the architectural integrity and style of the existing buildings.

PROJECT TEAM	
PROJECT MANAGER: Paul Cristilli, Kitchell ARCHITECT: Architects Mosher Drew	CONTRACTOR: Balfour Beatty INSPECTOR: Quality Control Consultants

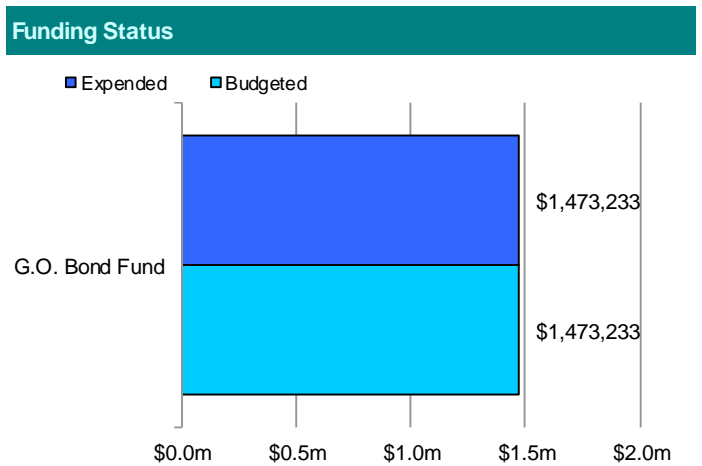
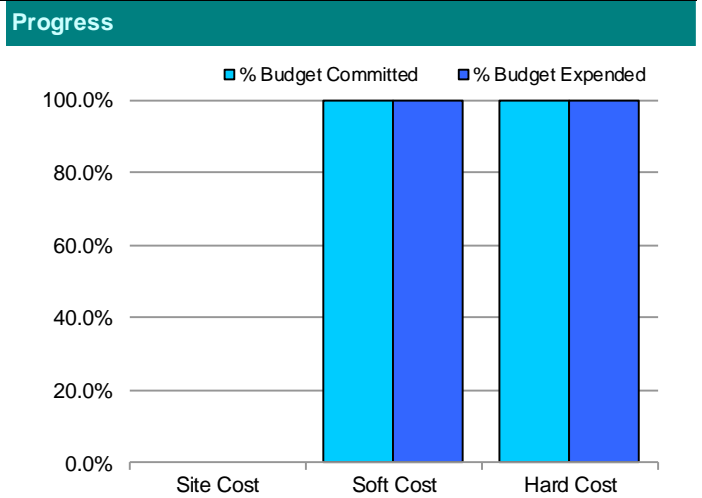
PROJECT FINANCIALS

Summary Status			
Description	Budgeted	Committed	Expended
Site Cost	-	-	-
Soft Cost	200,456	200,456	200,456
Hard Cost	1,272,777	1,272,777	1,272,777
Contingency	-	-	-
Total	1,473,233	1,473,233	1,473,233
Budgeted Hard Cost 86.4%			

Budget Status	
Initial Amount	719,959
Approved Changes	753,274
Pending Changes	-
Total	1,473,233
Budgeted Contingency 0.0%	

Committed Status	
Initial Contracted AMT	1,527,559
Contract Changes	(54,326) -3.7%
Total	1,473,233
Budget Committed 100.0%	

Expenditure Status	
Paid	1,473,233
Total	1,473,233
Budget Expended 100.0%	



	Start	End	Jan-24	Apr-24	Jul-24	Oct-24	Jan-25	Apr-25	Jul-25	Oct-25	Jan-26	Apr-26	Jul-26	Oct-26	Jan-27	Apr-27	Jul-27	Oct-27	Jan-28
Bundle A	Mar-22	Oct-23	Completed 10/23																

Planning & Design
 DSA & Bid Award
 Construction & Closeout
 Reporting Date





STEAM ACADEMY

Slope Stabilization

PROJECT INFORMATION		PROJECT SCOPE	
PHASE/STATUS:	Closeout	Mitigation of a slope during a rain event, with repairs and stabilization completed following the recommendations of the geotechnical reports.	
PROJECT NUMBER:	9407		
PROJECT BUNDLE:	A		
PROJECT DELIVERY:	Lease-Lease Back		
SITE LOCATION:	1001 Leland St., Spring Valley, CA 91977		
PROJECT TEAM			
PROJECT MANAGER:	Paul Cristilli, Kitchell	CONTRACTOR: Balfour Beatty	
ARCHITECT:	Architects Mosher Drew		

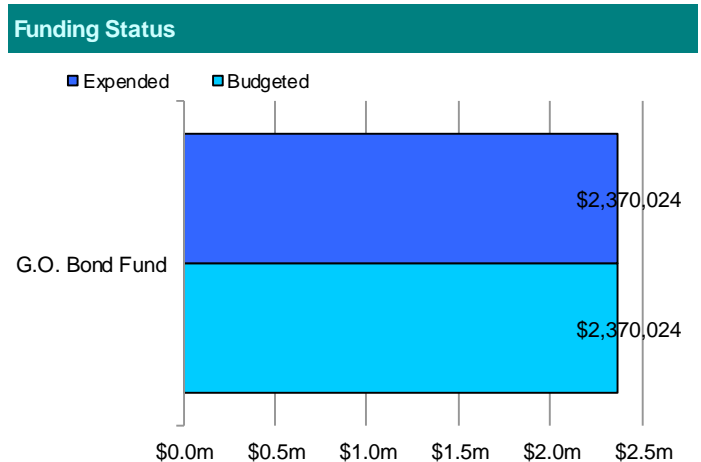
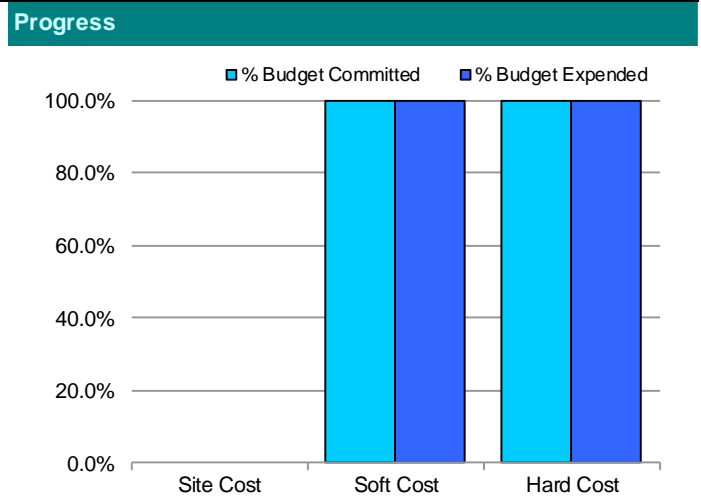
PROJECT FINANCIALS

Summary Status			
Description	Budgeted	Committed	Expended
Site Cost	-	-	-
Soft Cost	551,904	551,904	551,904
Hard Cost	1,818,120	1,818,120	1,818,120
Contingency	-	-	-
Total	2,370,024	2,370,024	2,370,024
Budgeted Hard Cost 76.7%			

Budget Status	
Initial Amount	6,606,525
Approved Changes	(4,236,501)
Pending Changes	-
Total	2,370,024
Budgeted Contingency 0.0%	

Committed Status	
Initial Contracted AMT	532,200
Contract Changes	1,837,824 77.5%
Total	2,370,024
Budget Committed 100.0%	

Expenditure Status	
Paid	2,370,024
Total	2,370,024
Budget Expended 100.0%	



	Start	End	Jan-24	Apr-24	Jul-24	Oct-24	Jan-25	Apr-25	Jul-25	Oct-25	Jan-26	Apr-26	Jul-26	Oct-26	Jan-27	Apr-27	Jul-27	Oct-27	Jan-28
Bundle A	Mar-22	Oct-23	Completed 10/23																

Planning & Design
 DSA & Bid Award
 Construction & Closeout
 Reporting Date





SPRING VALLEY ACADEMY

Entry Improvements

PROJECT INFORMATION		PROJECT SCOPE
PHASE/STATUS:	Closeout	Scope includes signage, landscaping, hardscaping, marquee signage, and other general entrance improvements, aimed at creating a safe and welcoming campus entry while maintaining the architectural integrity and style of the existing buildings.
PROJECT NUMBER:	9307	
PROJECT BUNDLE:	A	
PROJECT DELIVERY:	Lease-Lease Back	
SITE LOCATION:	3900 Conrad Dr., Spring Valley, CA 91977	

PROJECT TEAM	
PROJECT MANAGER:	Paul Cristilli, Kitchell
ARCHITECT:	Architects Mosher Drew
CONTRACTOR:	Balfour Beatty
INSPECTOR:	Quality Control Consultants

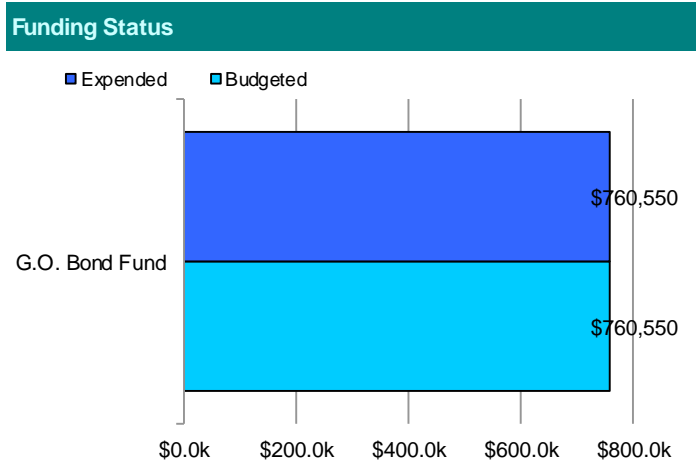
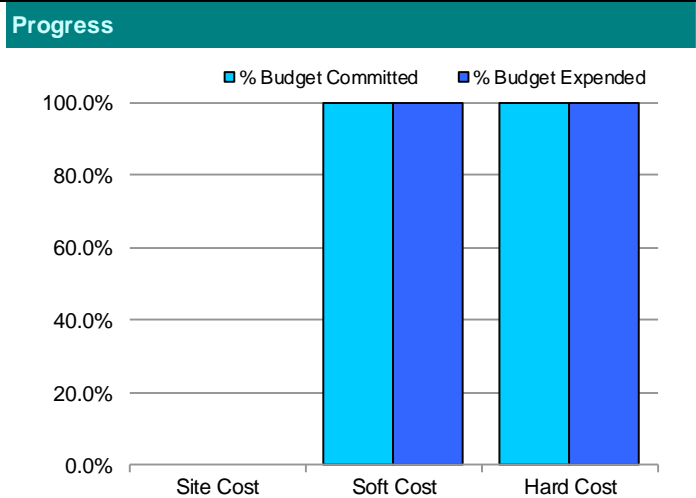
PROJECT FINANCIALS

Summary Status			
Description	Budgeted	Committed	Expended
Site Cost	-	-	-
Soft Cost	168,911	168,911	168,911
Hard Cost	591,639	591,639	591,639
Contingency	-	-	-
Total	760,550	760,550	760,550
Budgeted Hard Cost 77.8%			

Budget Status	
Initial Amount	628,360
Approved Changes	132,190
Pending Changes	-
Total	760,550
Budgeted Contingency	0.0%

Committed Status	
Initial Contracted AMT	795,237
Contract Changes	(34,687) -4.6%
Total	760,550
Budget Committed	100.0%

Expenditure Status	
Paid	760,550
Total	760,550
Budget Expended	100.0%



	Start	End	Jan-24	Apr-24	Jul-24	Oct-24	Jan-25	Apr-25	Jul-25	Oct-25	Jan-26	Apr-26	Jul-26	Oct-26	Jan-27	Apr-27	Jul-27	Oct-27	Jan-28
Bundle A	Mar-22	Oct-23	Completed 10/23																

Planning & Design
 DSA & Bid Award
 Construction & Closeout
 Reporting Date





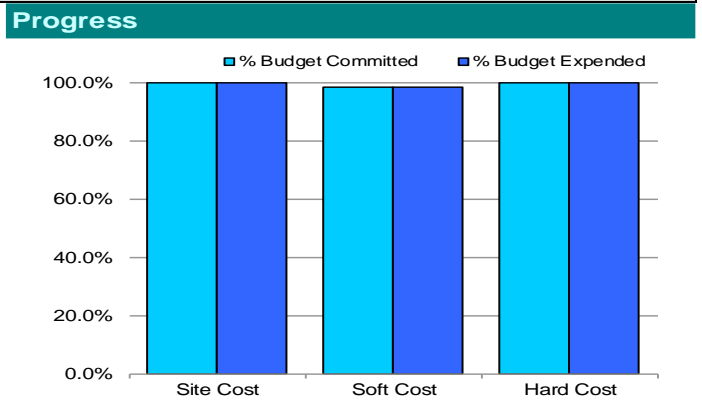
OPERATIONS CENTER

Site Improvements

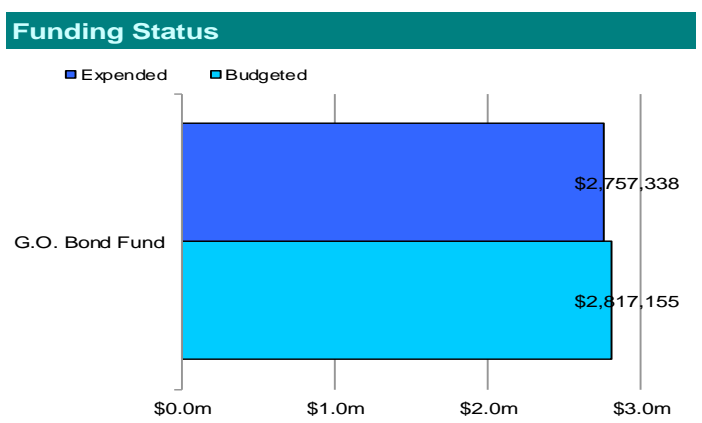
PROJECT INFORMATION		PROJECT SCOPE
PHASE/STATUS:	Closeout	Improvements and upgrades to fencing, wayfinding signage, and other infrastructure, including installation of timed automatic gates at the entrances to address safety and security issue, additional deterrent devices, and an operative arm gate for bus and truck exits. Conversion of the parking lot at Spring Valley Academy into an additional parent drop-off and pick-up area.
PROJECT NUMBER:	9005	
PROJECT BUNDLE:	B	
PROJECT DELIVERY:	Lease-Lease Back	
SITE LOCATION:	3838 Conrad Dr., Spring Valley, CA 91977	
PROJECT TEAM		CONTRACTOR: Balfour Beatty
PROJECT MANAGER:	Paul Cristilli, Kitchell	
ARCHITECT:	Studio WC	

PROJECT FINANCIALS

Summary Status			
Description	Budgeted	Committed	Expended
Site Cost	25,113	25,113	25,113
Soft Cost	242,713	238,677	238,677
Hard Cost	2,493,548	2,493,548	2,493,548
Contingency	55,782	-	-
Total	2,817,155	2,757,338	2,757,338
Budgeted Hard Cost		88.5%	



Budget Status	
Initial Amount	1,908,207
Approved Changes	908,948
Pending Changes	-
Total	2,817,155
Budgeted Contingency	2.0%



Committed Status	
Initial Contracted AMT	2,779,039
Contract Changes	(21,701) -0.8%
Total	2,757,338
Budget Committed	97.9%

Expenditure Status	
Paid	2,743,637
In Process for PMT	11,590
District Held Retentions	2,111
Total	2,757,338
Budget Expended	97.9%

	Start	End	Jan-24	Apr-24	Jul-24	Oct-24	Jan-25	Apr-25	Jul-25	Oct-25	Jan-26	Apr-26	Jul-26	Oct-26	Jan-27	Apr-27	Jul-27	Oct-27	Jan-28	
Bundle B	Apr-22	Mar-25	[Progress Bar]																	
Operations Ctr	Apr-22	Aug-25	[Progress Bar]																	

■ Planning & Design
 ■ DSA & Bid Award
 ■ Construction & Closeout
 - - - - Reporting Date



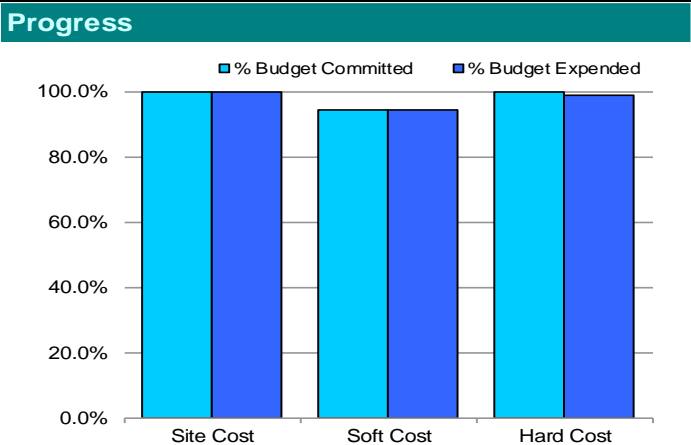


PROJECT INFORMATION		PROJECT SCOPE	
PHASE/STATUS:	Closeout	Security improvements, ADA accessibility upgrades, school grounds enhancements, campus infrastructure upgrades, signage and marquee improvements, and a new trash enclosure.	
PROJECT NUMBER:	9301		
PROJECT BUNDLE:	B		
PROJECT DELIVERY:	Lease-Lease Back		
SITE LOCATION:	3900 Conrad Dr., Spring Valley, CA 91977		

PROJECT TEAM		CONTRACTOR: Balfour Beatty	
PROJECT MANAGER:	Paul Cristilli, Kitchell	INSPECTOR: Quality Control Consultants	
ARCHITECT:	Studio WC		

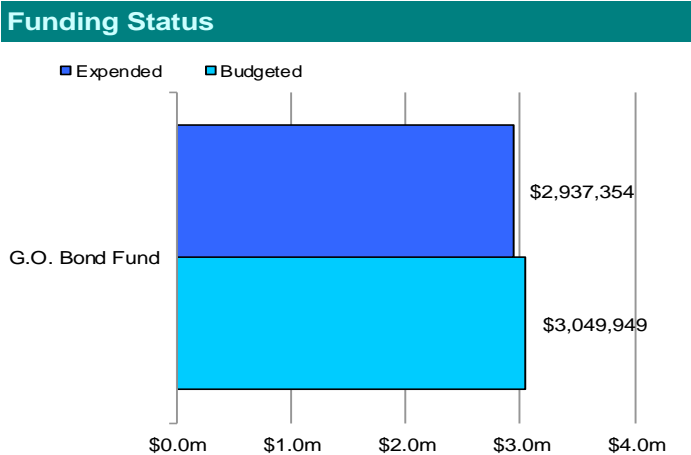
PROJECT FINANCIALS

Summary Status			
Description	Budgeted	Committed	Expended
Site Cost	47,975	47,975	47,975
Soft Cost	579,203	544,626	544,626
Hard Cost	2,373,586	2,373,586	2,344,753
Contingency	49,185	-	-
Total	3,049,949	2,966,187	2,937,354
Budgeted Hard Cost 77.8%			



Budget Status	
Initial Amount	3,389,591
Approved Changes	(339,642)
Pending Changes	-
Total	3,049,949
Budgeted Contingency 1.6%	

Committed Status	
Initial Contracted AMT	2,992,029
Contract Changes	(25,842) -0.9%
Total	2,966,187
Budget Committed 97.3%	



Expenditure Status	
Paid	2,937,152
In Process for PMT	202
Total	2,937,354
Budget Expended 96.3%	

	Start	End	Jan-24	Apr-24	Jul-24	Oct-24	Jan-25	Apr-25	Jul-25	Oct-25	Jan-26	Apr-26	Jul-26	Oct-26	Jan-27	Apr-27	Jul-27	Oct-27	Jan-28
Bundle B	Apr-22	Mar-25	[Gantt chart bars for Planning & Design, DSA & Bid Award, Construction & Closeout]																

■ Planning & Design
 ■ DSA & Bid Award
 ■ Construction & Closeout
 - - - - Reporting Date





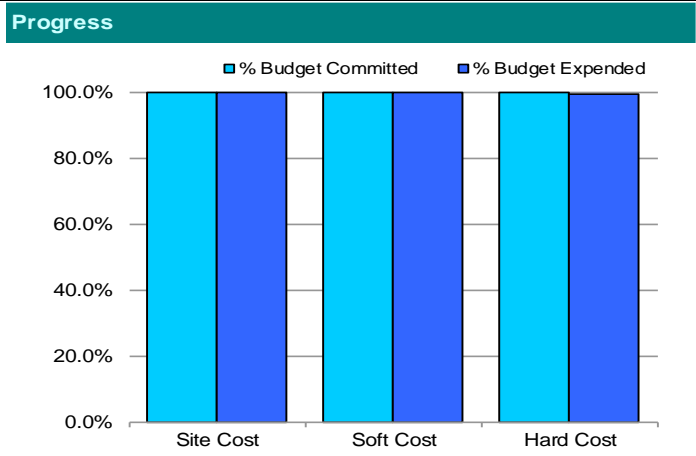
CASA DE ORO ELEMENTARY

Site Improvements

PROJECT INFORMATION		PROJECT SCOPE	
PHASE/STATUS:	Closeout	Security improvements, ADA accessibility upgrades, school grounds enhancements, signage and marquee improvements, and a new trash enclosure.	
PROJECT NUMBER:	9302		
PROJECT BUNDLE:	B		
PROJECT DELIVERY:	Lease-Lease Back		
SITE LOCATION:	10227 Ramona Dr., Spring Valley, CA 91977		
PROJECT TEAM			
PROJECT MANAGER:	Paul Cristilli, Kitchell	CONTRACTOR:	Balfour Beatty
ARCHITECT:	Studio WC	INSPECTOR:	Quality Control Consultants

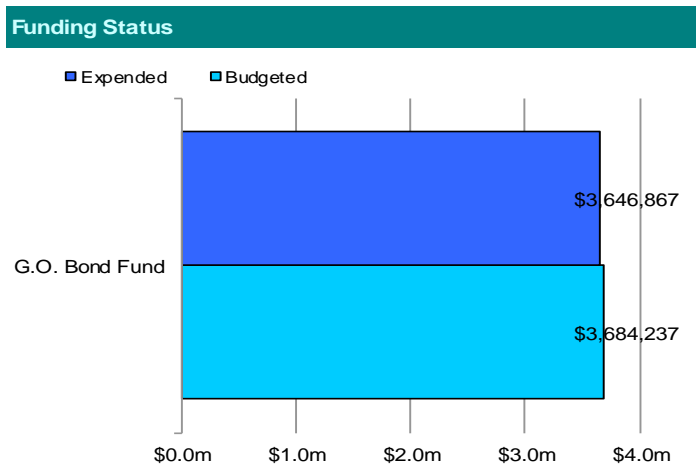
PROJECT FINANCIALS

Summary Status			
Description	Budgeted	Committed	Expended
Site Cost	55,319	55,319	55,319
Soft Cost	600,178	600,178	600,178
Hard Cost	3,019,691	3,019,691	2,991,371
Contingency	9,050	-	-
Total	3,684,237	3,675,187	3,646,867
Budgeted Hard Cost 82.0%			



Budget Status	
Initial Amount	4,121,685
Approved Changes	(437,449)
Pending Changes	-
Total	3,684,237
Budgeted Contingency 0.2%	

Committed Status	
Initial Contracted AMT	3,765,715
Contract Changes	(90,528) -2.5%
Total	3,675,187
Budget Committed 99.8%	



Expenditure Status	
Paid	3,645,500
District Held Retentions	1,367
Total	3,646,867
Budget Expended 99.0%	

	Start	End	Jan-24	Apr-24	Jul-24	Oct-24	Jan-25	Apr-25	Jul-25	Oct-25	Jan-26	Apr-26	Jul-26	Oct-26	Jan-27	Apr-27	Jul-27	Oct-27	Jan-28	
Bundle B	Apr-22	Mar-25																		

Planning & Design
 DSA & Bid Award
 Construction & Closeout
 Reporting Date





HIGHLANDS ELEMENTARY

Site Improvements

PROJECT INFORMATION		PROJECT SCOPE
PHASE/STATUS:	Closeout	Security improvements, ADA accessibility upgrades, school grounds enhancements, signage and marquee improvements, and a new trash enclosure.
PROJECT NUMBER:	9303	
PROJECT BUNDLE:	B	
PROJECT DELIVERY:	Lease-Lease Back	
SITE LOCATION:	3131 Barcelona St., Spring Valley, CA 91977	

PROJECT TEAM	
PROJECT MANAGER:	Paul Cristilli, Kitchell
ARCHITECT:	Studio WC
CONTRACTOR:	Balfour Beatty
INSPECTOR:	Quality Control Consultants

PROJECT FINANCIALS

Summary Status

Description	Budgeted	Committed	Expended
Site Cost	29,730	29,730	29,730
Soft Cost	330,158	330,158	330,158
Hard Cost	1,252,411	1,252,411	1,223,910
Contingency	39,233	-	-
Total	1,651,532	1,612,299	1,583,798
Budgeted Hard Cost	75.8%		

Budget Status

Initial Amount	1,852,954
Approved Changes	(201,422)
Pending Changes	-
Total	1,651,532
Budgeted Contingency	2.4%

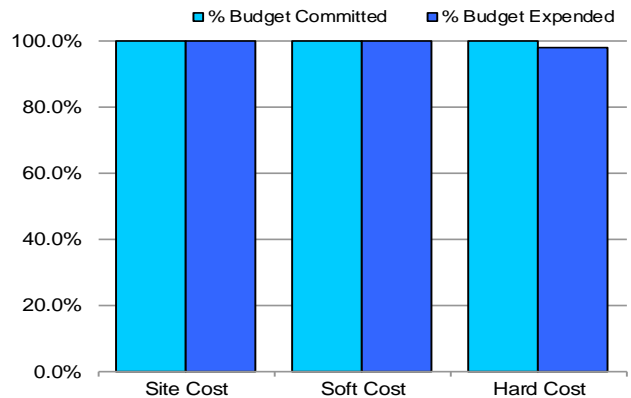
Committed Status

Initial Contracted AMT	1,670,762
Contract Changes	(58,463) -3.6%
Total	1,612,299
Budget Committed	97.6%

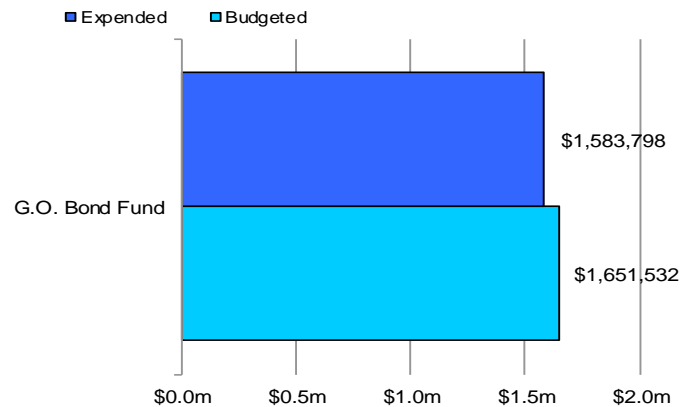
Expenditure Status

Paid	1,583,543
District Held Retentions	255
Total	1,583,798
Budget Expended	95.9%

Progress



Funding Status



	Start	End	Jan-24	Apr-24	Jul-24	Oct-24	Jan-25	Apr-25	Jul-25	Oct-25	Jan-26	Apr-26	Jul-26	Oct-26	Jan-27	Apr-27	Jul-27	Oct-27	Jan-28
Bundle B	Apr-22	Mar-25	[Gantt chart bars for various phases]																

■ Planning & Design
 ■ DSA & Bid Award
 ■ Construction & Closeout
 --- Reporting Date





LOMA ELEMENTARY

Site Improvements

PROJECT INFORMATION		PROJECT SCOPE	
PHASE/STATUS:	Closeout	Security improvements, ADA accessibility upgrades, school grounds enhancements, campus infrastructure upgrades, signage and marquee improvements, and a new trash enclosure.	
PROJECT NUMBER:	9304		
PROJECT BUNDLE:	B		
PROJECT DELIVERY:	Lease-Lease Back		
SITE LOCATION:	10355 Loma Ln., Spring Valley, CA 91978		
PROJECT TEAM			
PROJECT MANAGER:	Paul Cristilli, Kitchell	CONTRACTOR:	Balfour Beatty
ARCHITECT:	Studio WC	INSPECTOR:	Quality Control Consultants

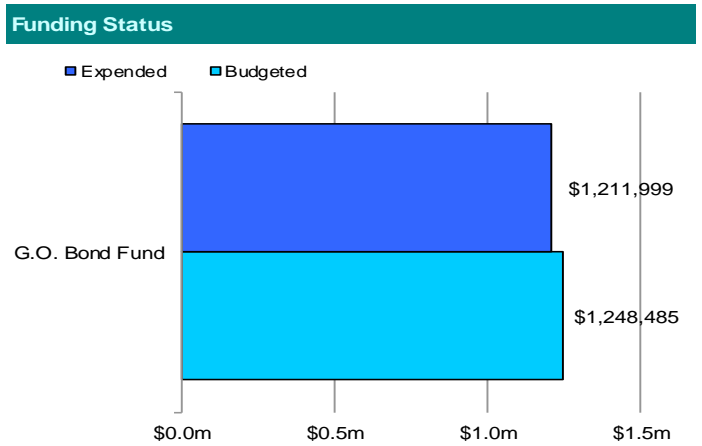
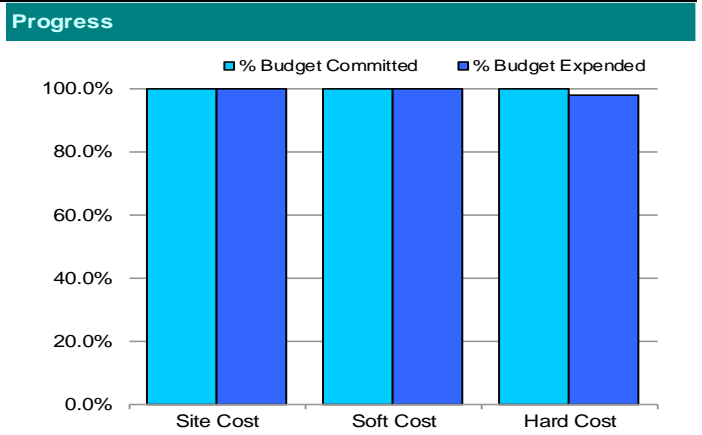
PROJECT FINANCIALS

Summary Status			
Description	Budgeted	Committed	Expended
Site Cost	31,900	31,900	31,900
Soft Cost	228,396	228,396	228,396
Hard Cost	973,728	973,728	951,703
Contingency	14,461	-	-
Total	1,248,485	1,234,024	1,211,999
Budgeted Hard Cost 78.0%			

Budget Status	
Initial Amount	1,007,071
Approved Changes	241,414
Pending Changes	-
Total	1,248,485
Budgeted Contingency 1.2%	

Committed Status	
Initial Contracted AMT	1,218,410
Contract Changes	15,614 1.3%
Total	1,234,024
Budget Committed 98.8%	

Expenditure Status	
Paid	1,210,719
District Held Retentions	1,280
Total	1,211,999
Budget Expended 97.1%	



	Start	End	Jan-24	Apr-24	Jul-24	Oct-24	Jan-25	Apr-25	Jul-25	Oct-25	Jan-26	Apr-26	Jul-26	Oct-26	Jan-27	Apr-27	Jul-27	Oct-27	Jan-28	
Bundle B	Apr-22	Mar-25																		

Planning & Design
 DSA & Bid Award
 Construction & Closeout
 Reporting Date





MURDOCK ELEMENTARY

Site Improvements

PROJECT INFORMATION		PROJECT SCOPE	
PHASE/STATUS:	Closeout	Security improvements, ADA accessibility upgrades, school grounds enhancements, cooling tower HVAC upgrades, signage and marquee improvements, and a new trash enclosure.	
PROJECT NUMBER:	9305		
PROJECT BUNDLE:	B		
PROJECT DELIVERY:	Lease-Lease Back		
SITE LOCATION:	4354 Conrad Dr., La Mesa, CA 91941		
PROJECT TEAM			
PROJECT MANAGER:	Paul Cristilli, Kitchell	CONTRACTOR:	Balfour Beatty
ARCHITECT:	Studio WC	INSPECTOR:	Quality Control Consultants

PROJECT FINANCIALS

Summary Status

Description	Budgeted	Committed	Expended
Site Cost	34,210	34,210	34,210
Soft Cost	446,133	446,133	446,133
Hard Cost	1,920,355	1,920,355	1,901,614
Contingency	22,405	-	-
Total	2,423,104	2,400,699	2,381,958
Budgeted Hard Cost		79.3%	

Budget Status

Initial Amount	2,199,840
Approved Changes	223,264
Pending Changes	-
Total	2,423,104
Budgeted Contingency	0.9%

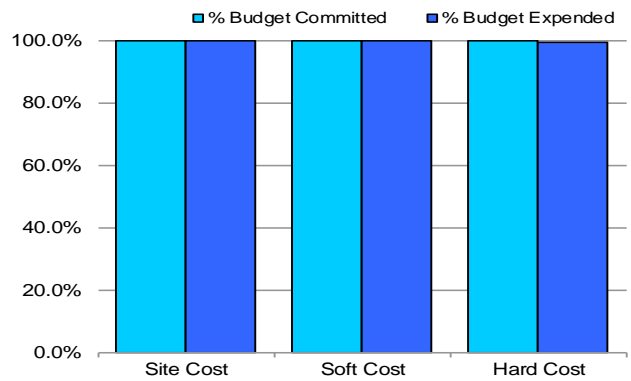
Committed Status

Initial Contracted AMT	2,277,949
Contract Changes	122,750 5.1%
Total	2,400,699
Budget Committed	99.1%

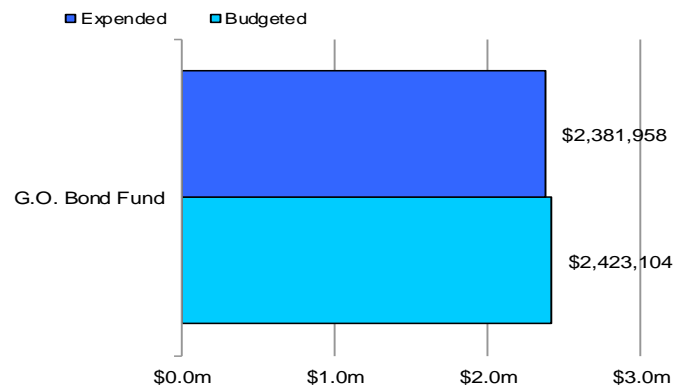
Expenditure Status

Paid	2,380,624
District Held Retentions	1,333
Total	2,381,958
Budget Expended	98.3%

Progress



Funding Status



	Start	End	Jan-24	Apr-24	Jul-24	Oct-24	Jan-25	Apr-25	Jul-25	Oct-25	Jan-26	Apr-26	Jul-26	Oct-26	Jan-27	Apr-27	Jul-27	Oct-27	Jan-28	
Bundle B	Apr-22	Mar-25	[Construction & Closeout]																	

■ Planning & Design
 ■ DSA & Bid Award
 ■ Construction & Closeout
 - - - Reporting Date





SWEETWATER SPRINGS ELEMENTARY

Site Improvements

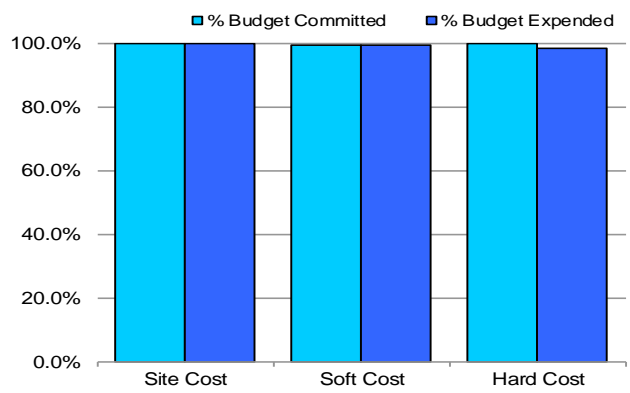
PROJECT INFORMATION		PROJECT SCOPE	
PHASE/STATUS:	Closeout	Security improvements, school grounds enhancements, quad shade installation, ADA accessibility upgrades, campus infrastructure upgrades including wet utilities, and a new trash enclosure.	
PROJECT NUMBER:	9306		
PROJECT BUNDLE:	B		
PROJECT DELIVERY:	Lease-Lease Back		
SITE LOCATION:	10129 Austin Dr., Spring Valley, CA 91977		
PROJECT TEAM			
PROJECT MANAGER:	Paul Cristilli, Kitchell	CONTRACTOR:	Balfour Beatty
ARCHITECT:	Studio WC	INSPECTOR:	Quality Control Consultants

PROJECT FINANCIALS

Summary Status

Description	Budgeted	Committed	Expended
Site Cost	46,763	46,763	46,763
Soft Cost	627,229	624,089	624,089
Hard Cost	1,780,384	1,780,384	1,747,133
Contingency	33,887	-	-
Total	2,488,262	2,451,236	2,417,985
Budgeted Hard Cost		71.6%	

Progress



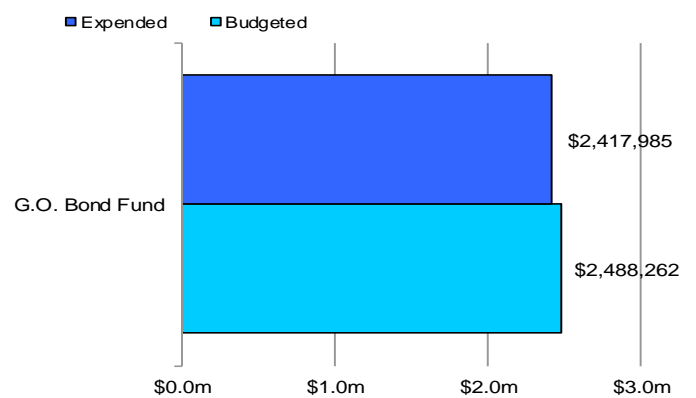
Budget Status

Initial Amount	5,038,443
Approved Changes	(2,550,182)
Pending Changes	-
Total	2,488,262
Budgeted Contingency	1.4%

Committed Status

Initial Contracted AMT	2,323,543
Contract Changes	127,692 5.2%
Total	2,451,236
Budget Committed	98.5%

Funding Status



Expenditure Status

Paid	2,416,478
In Process for PMT	1,507
Total	2,417,985
Budget Expended	97.2%

	Start	End	Jan-24	Apr-24	Jul-24	Oct-24	Jan-25	Apr-25	Jul-25	Oct-25	Jan-26	Apr-26	Jul-26	Oct-26	Jan-27	Apr-27	Jul-27	Oct-27	Jan-28	
Bundle B	Apr-22	Mar-25	[Construction & Closeout]																	

■ Planning & Design
 ■ DSA & Bid Award
 ■ Construction & Closeout
 - - - - Reporting Date



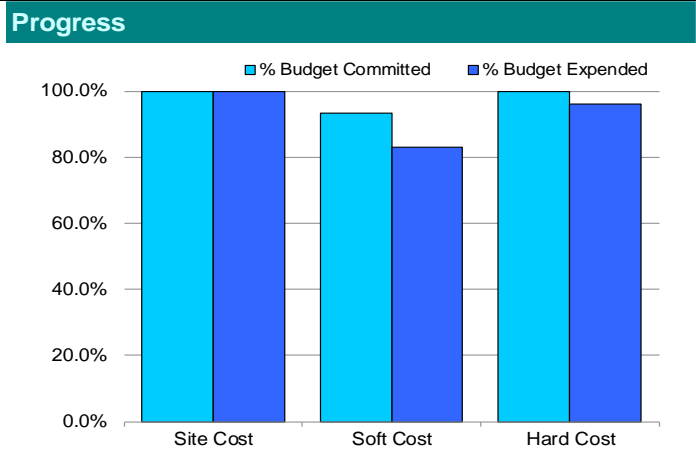


PROJECT INFORMATION		PROJECT SCOPE
PHASE/STATUS:	Construction	New administration building and parking lot, improving single point-of-entry security and student pick-up and drop-off, along with security improvements, ADA accessibility upgrades, school grounds enhancements, signage and marquee upgrades, and a new trash enclosure.
PROJECT NUMBER:	9202	
PROJECT BUNDLE:	C	
PROJECT DELIVERY:	Lease-Lease Back	
SITE LOCATION:	4271 Olive Ave., La Mesa, CA 91941	

PROJECT TEAM		
PROJECT MANAGER:	Paul Cristilli, Kitchell	CONTRACTOR: Balfour Beatty
ARCHITECT:	Studio WC	INSPECTOR: Quality Control Consultants

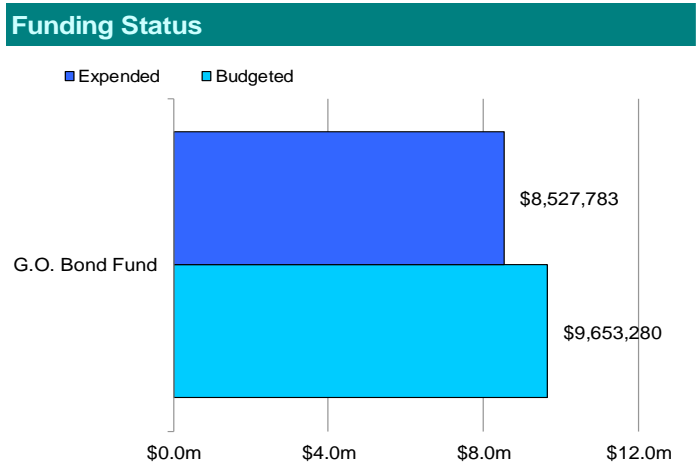
PROJECT FINANCIALS

Summary Status			
Description	Budgeted	Committed	Expended
Site Cost	36,055	36,055	36,055
Soft Cost	1,296,885	1,209,978	1,075,704
Hard Cost	7,727,602	7,706,437	7,416,023
Contingency	592,738	-	-
Total	9,653,280	8,952,470	8,527,783
Budgeted Hard Cost 80.1%			



Budget Status	
Initial Amount	8,497,138
Approved Changes	1,156,142
Pending Changes	-
Total	9,653,280
Budgeted Contingency 6.1%	

Committed Status	
Initial Contracted AMT	8,411,175
Contract Changes	541,295 6.0%
Total	8,952,470
Budget Committed 92.7%	



Expenditure Status	
Paid	8,130,787
In Process for PMT	361,432
District Held Retentions	35,564
Total	8,527,783
Budget Expended 88.3%	

	Start	End	Jan-24	Apr-24	Jul-24	Oct-24	Jan-25	Apr-25	Jul-25	Oct-25	Jan-26	Apr-26	Jul-26	Oct-26	Jan-27	Apr-27	Jul-27	Oct-27	Jan-28
Bundle C	Sep-22	Dec-25	[Gantt chart showing project phases: Planning & Design, DSA & Bid Award, Construction & Closeout]																

■ Planning & Design
 ■ DSA & Bid Award
 ■ Construction & Closeout
 - - - - Reporting Date





LA MESA ARTS ACADEMY

Site Improvements

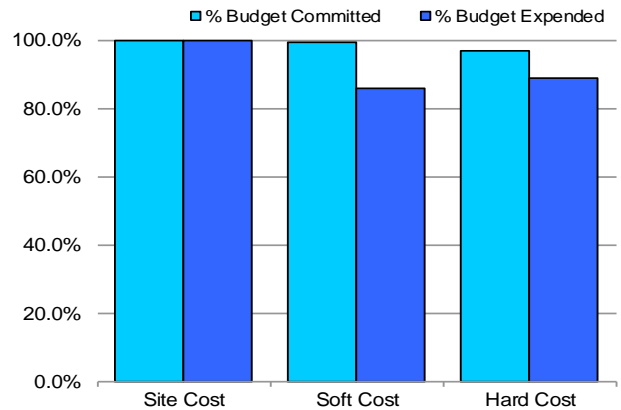
PROJECT INFORMATION		PROJECT SCOPE	
PHASE/STATUS:	Closeout	Security improvements, ADA accessibility upgrades, campus infrastructure enhancement, signage and marquee upgrades, and a new trash enclosure.	
PROJECT NUMBER:	9201		
PROJECT BUNDLE:	C		
PROJECT DELIVERY:	Lease-Lease Back		
SITE LOCATION:	4200 Parks Ave., La Mesa, CA 91941		
PROJECT TEAM			
PROJECT MANAGER:	Paul Cristilli, Kitchell	CONTRACTOR:	Balfour Beatty
ARCHITECT:	Studio WC	INSPECTOR:	Quality Control Consultants

PROJECT FINANCIALS

Summary Status

Description	Budgeted	Committed	Expended
Site Cost	52,363	52,363	52,363
Soft Cost	755,576	748,048	649,414
Hard Cost	2,466,053	2,389,576	2,182,562
Contingency	315,266	-	-
Total	3,589,258	3,189,986	2,884,338
Budgeted Hard Cost		68.7%	

Progress



Budget Status

Initial Amount	5,075,455
Approved Changes	(1,486,197)
Pending Changes	-
Total	3,589,258
Budgeted Contingency	8.8%

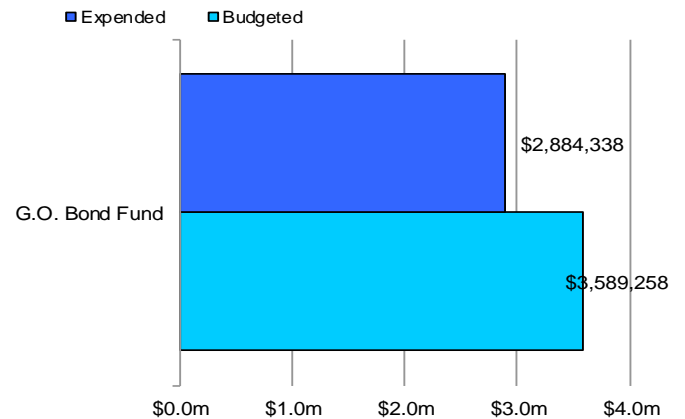
Committed Status

Initial Contracted AMT	3,165,785
Contract Changes	24,201
Total	3,189,986
Budget Committed	88.9%

Expenditure Status

Paid	2,767,269
In Process for PMT	105,458
District Held Retentions	11,611
Total	2,884,338
Budget Expended	80.4%

Funding Status



Bundle C	Start	End	Jan-24	Apr-24	Jul-24	Oct-24	Jan-25	Apr-25	Jul-25	Oct-25	Jan-26	Apr-26	Jul-26	Oct-26	Jan-27	Apr-27	Jul-27	Oct-27	Jan-28	
	Sep-22	Dec-25	[Gantt chart showing project phases: Planning & Design, DSA & Bid Award, Construction & Closeout, and Reporting Date]																	

■ Planning & Design
 ■ DSA & Bid Award
 ■ Construction & Closeout
 - - - - Reporting Date





LEMON AVENUE ELEMENTARY

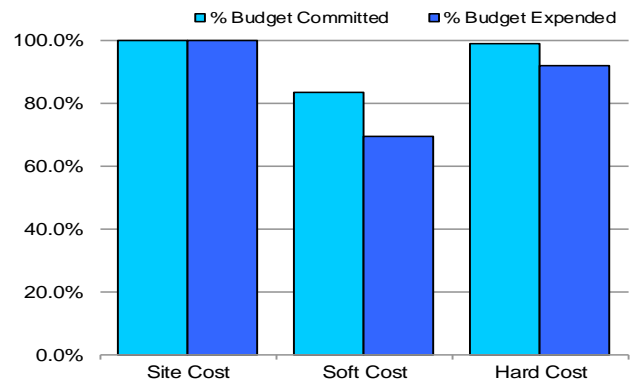
Site Improvements

PROJECT INFORMATION		PROJECT SCOPE	
PHASE/STATUS:	Construction	Security improvements, school grounds enhancements, ADA accessibility upgrades, campus infrastructure improvements, signage and marquee upgrades, and a new trash enclosure.	
PROJECT NUMBER:	9203		
PROJECT BUNDLE:	C		
PROJECT DELIVERY:	Lease-Lease Back		
SITE LOCATION:	8787 Lemon Ave., La Mesa, CA 91941		
PROJECT TEAM			
PROJECT MANAGER:	Paul Cristilli, Kitchell	CONTRACTOR:	Balfour Beatty
ARCHITECT:	Studio WC	INSPECTOR:	Quality Control Consultants

PROJECT FINANCIALS

Summary Status			
Description	Budgeted	Committed	Expended
Site Cost	30,732	30,732	30,732
Soft Cost	343,945	285,665	237,658
Hard Cost	1,790,657	1,769,539	1,638,749
Contingency	(7,796)	-	-
Total	2,157,538	2,085,936	1,907,139
Budgeted Hard Cost	83.0%		

Progress



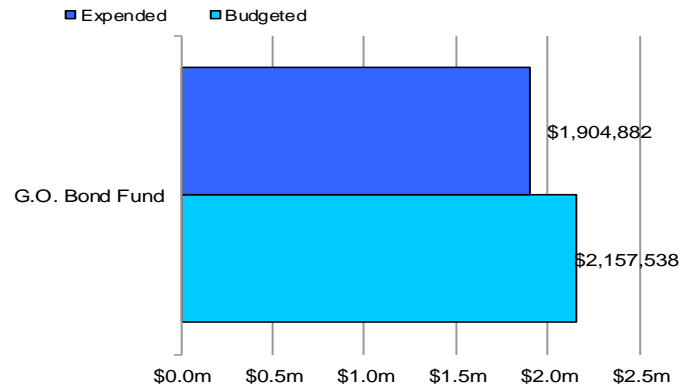
Budget Status

Initial Amount	1,751,736
Approved Changes	405,803
Pending Changes	-
Total	2,157,538
Budgeted Contingency	-0.4%

Committed Status

Initial Contracted AMT	1,922,065
Contract Changes	163,871 7.9%
Total	2,085,936
Budget Committed	96.7%

Funding Status



Expenditure Status

Paid	1,819,780
In Process for PMT	58,631
District Held Retentions	26,471
Construction Withholds	2,257
Total	1,907,139
Budget Expended	88.4%

	Start	End	Jan-24	Apr-24	Jul-24	Oct-24	Jan-25	Apr-25	Jul-25	Oct-25	Jan-26	Apr-26	Jul-26	Oct-26	Jan-27	Apr-27	Jul-27	Oct-27	Jan-28
Bundle C	Sep-22	Dec-25	[Gantt chart showing project phases: Planning & Design, DSA & Bid Award, Construction & Closeout, and Reporting Date]																

■ Planning & Design
 ■ DSA & Bid Award
 ■ Construction & Closeout
 - - - - Reporting Date





MARYLAND AVENUE ELEMENTARY

Site Improvements

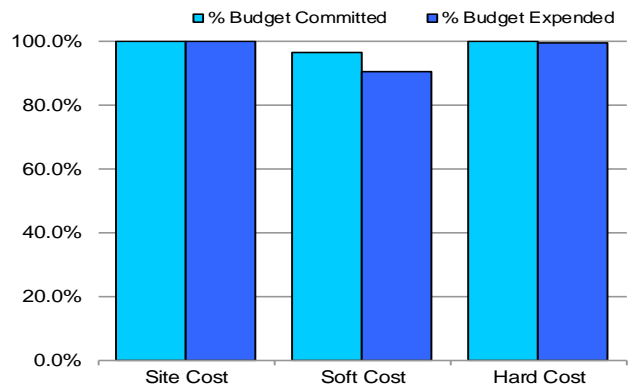
PROJECT INFORMATION		PROJECT SCOPE	
PHASE/STATUS:	Closeout	Security improvements, ADA accessibility upgrades, campus infrastructure enhancements, signage and marquee upgrades, and a new trash enclosure.	
PROJECT NUMBER:	9105		
PROJECT BUNDLE:	C		
PROJECT DELIVERY:	Lease-Lease Back		
SITE LOCATION:	5400 Maryland Ave., La Mesa, CA 91942		
PROJECT TEAM			
PROJECT MANAGER:	Paul Cristilli, Kitchell	CONTRACTOR:	Balfour Beatty
ARCHITECT:	Studio WC	INSPECTOR:	Quality Control Consultants

PROJECT FINANCIALS

Summary Status

Description	Budgeted	Committed	Expended
Site Cost	30,501	30,501	30,501
Soft Cost	253,345	243,388	228,754
Hard Cost	1,172,547	1,172,048	1,161,904
Contingency	82,925	-	-
Total	1,539,319	1,445,937	1,421,159
Budgeted Hard Cost	76.2%		

Progress



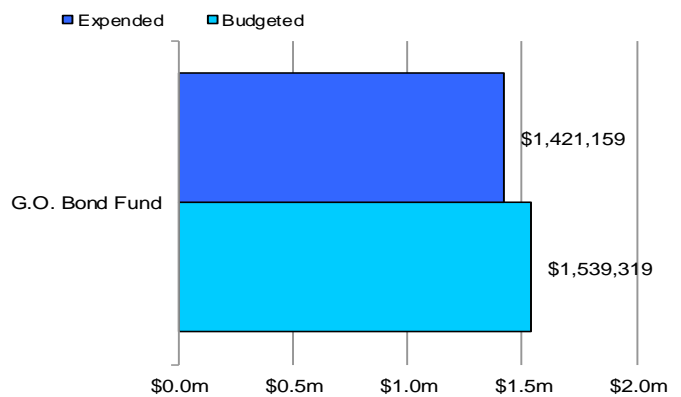
Budget Status

Initial Amount	1,584,914
Approved Changes	(45,594)
Pending Changes	-
Total	1,539,319
Budgeted Contingency	5.4%

Committed Status

Initial Contracted AMT	1,385,455
Contract Changes	60,483 4.2%
Total	1,445,937
Budget Committed	93.9%

Funding Status



Expenditure Status

Paid	1,357,721
District Held Retentions	63,438
Total	1,421,159
Budget Expended	92.3%

	Start	End	Jan-24	Apr-24	Jul-24	Oct-24	Jan-25	Apr-25	Jul-25	Oct-25	Jan-26	Apr-26	Jul-26	Oct-26	Jan-27	Apr-27	Jul-27	Oct-27	Jan-28
Bundle C	Sep-22	Dec-25	[Gantt chart showing project phases: Planning & Design, DSA & Bid Award, Construction & Closeout, and Reporting Date]																

■ Planning & Design
 ■ DSA & Bid Award
 ■ Construction & Closeout
 - - - - Reporting Date





ROLANDO ELEMENTARY

Site Improvements

PROJECT INFORMATION	PROJECT SCOPE
PHASE/STATUS: Closeout PROJECT NUMBER: 9204 PROJECT BUNDLE: C PROJECT DELIVERY: Lease-Lease Back SITE LOCATION: 6920 Tower St., La Mesa, CA 91942	Security improvements, ADA accessibility upgrades, shade structure enhancements, campus infrastructure upgrades, signage and marquee improvements, and a new trash enclosure.
PROJECT TEAM	
PROJECT MANAGER: Paul Cristilli, Kitchell ARCHITECT: Studio WC	CONTRACTOR: Balfour Beatty INSPECTOR: Quality Control Consultants

PROJECT FINANCIALS

Summary Status

Description	Budgeted	Committed	Expended
Site Cost	33,106	33,106	33,106
Soft Cost	500,012	421,131	393,844
Hard Cost	3,672,761	3,602,761	3,374,512
Contingency	174,459	-	-
Total	4,380,338	4,056,997	3,801,462
Budgeted Hard Cost 83.8%			

Budget Status

Initial Amount	2,755,933
Approved Changes	1,624,406
Pending Changes	-
Total	4,380,338
Budgeted Contingency 4.0%	

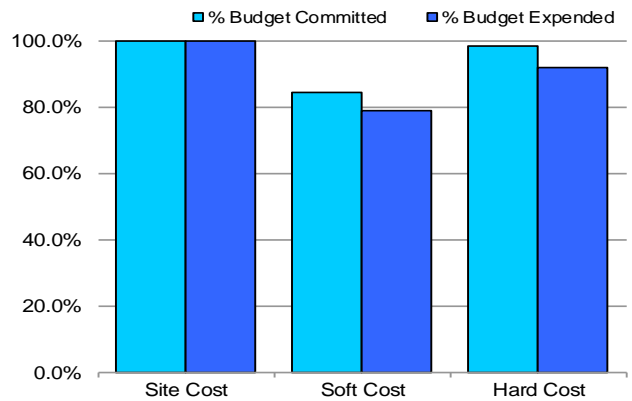
Committed Status

Initial Contracted AMT	3,993,682
Contract Changes	63,316 1.6%
Total	4,056,997
Budget Committed 92.6%	

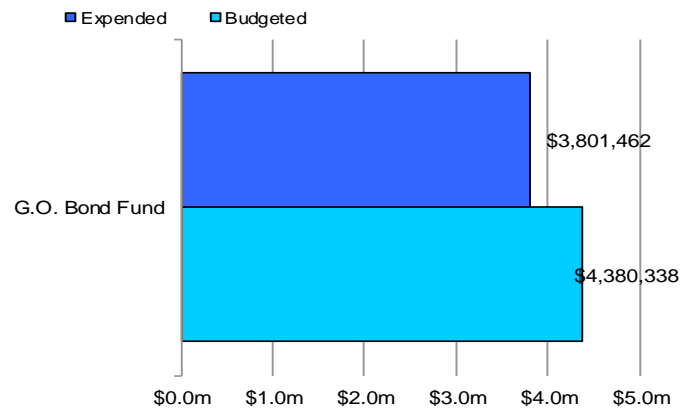
Expenditure Status

Paid	3,621,529
In Process for PMT	162,627
District Held Retentions	17,306
Total	3,801,462
Budget Expended 86.8%	

Progress



Funding Status



	Start	End	Jan-24	Apr-24	Jul-24	Oct-24	Jan-25	Apr-25	Jul-25	Oct-25	Jan-26	Apr-26	Jul-26	Oct-26	Jan-27	Apr-27	Jul-27	Oct-27	Jan-28
Bundle C	Sep-22	Dec-25	[Gantt chart showing project phases: Planning & Design, DSA & Bid Award, Construction & Closeout, and Reporting Date]																

■ Planning & Design
 ■ DSA & Bid Award
 ■ Construction & Closeout
 - - - - Reporting Date





AVONDALE ELEMENTARY

Site Improvements

PROJECT INFORMATION		PROJECT SCOPE	
PHASE/STATUS:	Closeout	Site improvements include modernization of the entry with a new monument-mounted digital marquee, landscaping, decorative security fencing, a trash enclosure, graphic panels, painting, and ADA improvements as required following surveys. Additional work includes security chain-link fencing along the site perimeter and critical infrastructure upgrades.	
PROJECT NUMBER:	9402		
PROJECT BUNDLE:	D		
PROJECT DELIVERY:	Lease-Lease Back		
SITE LOCATION:	8401 Stansbury St., Spring Valley, CA 91977		
PROJECT TEAM			
PROJECT MANAGER:	Paul Cristilli, Kitchell	CONTRACTOR:	Lusardi
ARCHITECT:	Architects Mosher Drew	INSPECTOR:	Quality Control Consultants

PROJECT FINANCIALS

Summary Status

Description	Budgeted	Committed	Expended
Site Cost	37,545	37,545	37,545
Soft Cost	424,739	423,817	414,164
Hard Cost	1,702,162	1,702,162	1,702,162
Contingency	4,532	-	-
Total	2,168,978	2,163,524	2,153,872
Budgeted Hard Cost 78.5%			

Budget Status

Initial Amount	2,640,854
Approved Changes	(471,876)
Pending Changes	-
Total	2,168,978
Budgeted Contingency 0.2%	

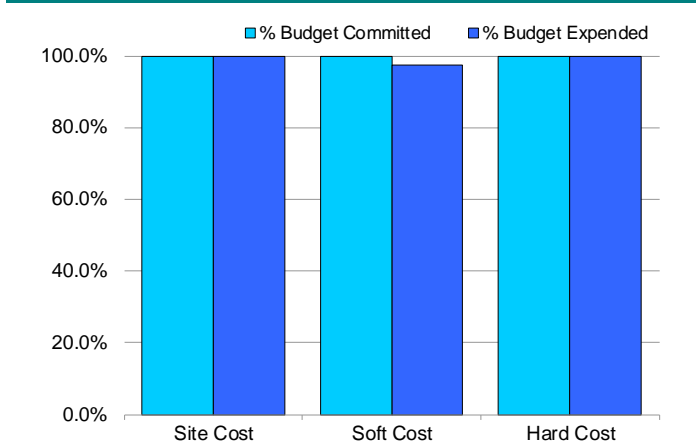
Committed Status

Initial Contracted AMT	2,032,425
Contract Changes	131,099 6.1%
Total	2,163,524
Budget Committed 99.7%	

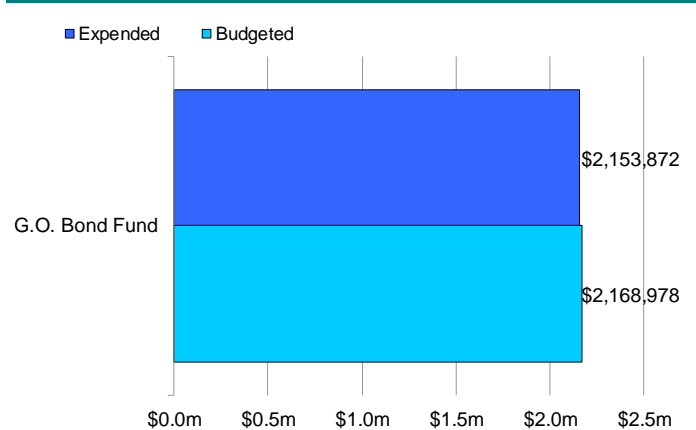
Expenditure Status

Paid	2,153,872
Total	2,153,872
Budget Expended 99.3%	

Progress



Funding Status



	Start	End	Jan-24	Apr-24	Jul-24	Oct-24	Jan-25	Apr-25	Jul-25	Oct-25	Jan-26	Apr-26	Jul-26	Oct-26	Jan-27	Apr-27	Jul-27	Oct-27	Jan-28	
Bundle D	Jul-22	Dec-25	[Progress Bar]																	

■ Planning & Design
 ■ DSA & Bid Award
 ■ Construction & Closeout
 - - - - Reporting Date



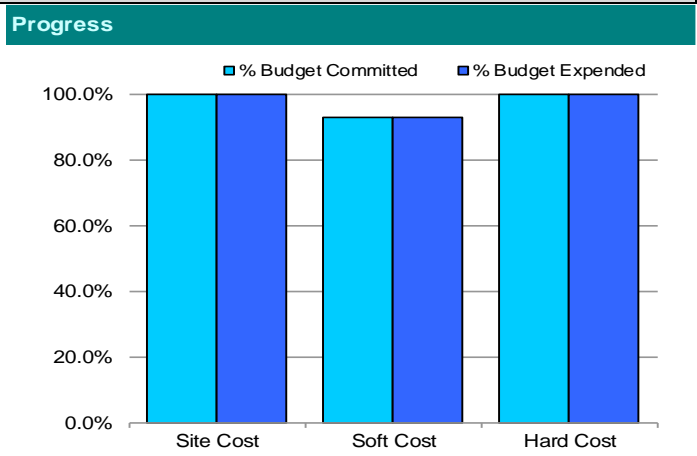


PROJECT INFORMATION		PROJECT SCOPE
PHASE/STATUS:	Closeout	Site improvements include modernization of the entry with a new pole-mounted digital marquee, landscaping, decorative fencing, a trash enclosure, and ADA improvements as required following surveys. Additional work includes security fencing along the site perimeter, removal of two buildings at the rear of the campus, and landscaping of the overgrown garden at the front of the campus.
PROJECT NUMBER:	9403	
PROJECT BUNDLE:	D	
PROJECT DELIVERY:	Lease-Lease Back	
SITE LOCATION:	8805 Tyler St., Spring Valley, CA 91977	

PROJECT TEAM		
PROJECT MANAGER:	Paul Cristilli, Kitchell	CONTRACTOR: Lusardi
ARCHITECT:	Architects Mosher Drew	INSPECTOR: Quality Control Consultants

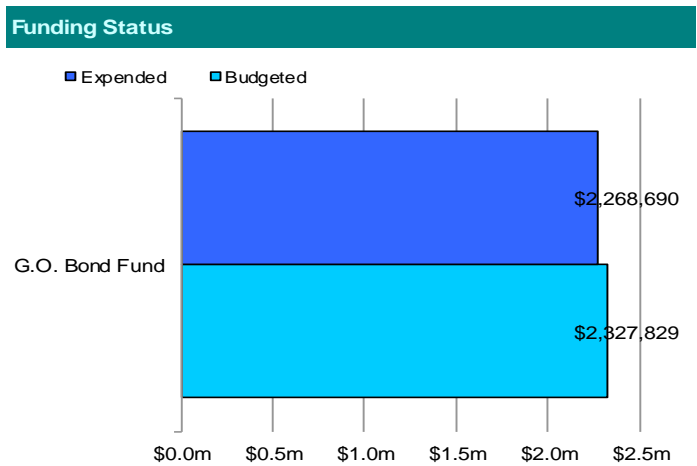
PROJECT FINANCIALS

Summary Status			
Description	Budgeted	Committed	Expended
Site Cost	35,538	35,538	35,538
Soft Cost	297,205	276,273	276,273
Hard Cost	1,956,883	1,956,879	1,956,879
Contingency	38,204	-	-
Total	2,327,829	2,268,690	2,268,690
Budgeted Hard Cost 84.1%			



Budget Status	
Initial Amount	1,893,596
Approved Changes	434,233
Pending Changes	-
Total	2,327,829
Budgeted Contingency 1.6%	

Committed Status	
Initial Contracted AMT	2,402,032
Contract Changes	(133,342) -5.9%
Total	2,268,690
Budget Committed 97.5%	



Expenditure Status	
Paid	2,268,690
Total	2,268,690
Budget Expended 97.5%	

	Start	End	Jan-24	Apr-24	Jul-24	Oct-24	Jan-25	Apr-25	Jul-25	Oct-25	Jan-26	Apr-26	Jul-26	Oct-26	Jan-27	Apr-27	Jul-27	Oct-27	Jan-28
Bundle D	Jul-22	Dec-25	[Gantt chart bars for Planning & Design, DSA & Bid Award, Construction & Closeout, and Reporting Date]																

■ Planning & Design
 ■ DSA & Bid Award
 ■ Construction & Closeout
 - - - Reporting Date





PROJECT INFORMATION		PROJECT SCOPE	
PHASE/STATUS:	Closeout	Site improvements include modernization of the entry, featuring a new pole-mounted digital marquee, an ADA entrance with a ramp from the public right-of-way to the main entry, landscaping, a trash enclosure, and security fencing. Additional improvements include enhanced security fencing and critical infrastructure upgrades.	
PROJECT NUMBER:	9404		
PROJECT BUNDLE:	D		
PROJECT DELIVERY:	Lease-Lease Back		
SITE LOCATION:	740 Kempton St., Spring Valley, CA 91977		
PROJECT TEAM			
PROJECT MANAGER:	Paul Cristilli, Kitchell	CONTRACTOR:	Lusardi
ARCHITECT:	Architects Mosher Drew	INSPECTOR:	Quality Control Consultants

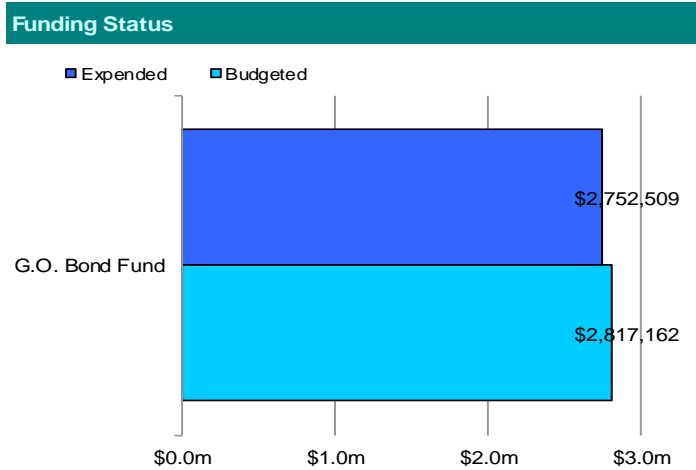
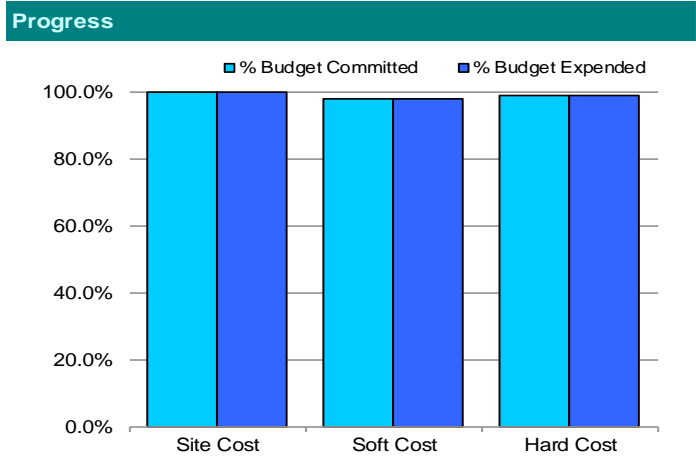
PROJECT FINANCIALS

Summary Status			
Description	Budgeted	Committed	Expended
Site Cost	37,478	37,478	37,478
Soft Cost	385,178	377,238	377,238
Hard Cost	2,367,797	2,337,792	2,337,792
Contingency	26,708	-	-
Total	2,817,162	2,752,509	2,752,509
Budgeted Hard Cost 84.0%			

Budget Status	
Initial Amount	2,676,367
Approved Changes	140,795
Pending Changes	-
Total	2,817,162
Budgeted Contingency 0.9%	

Committed Status	
Initial Contracted AMT	2,818,460
Contract Changes	(65,951) -2.4%
Total	2,752,509
Budget Committed 97.7%	

Expenditure Status	
Paid	2,752,509
Total	2,752,509
Budget Expended 97.7%	



	Start	End	Jan-24	Apr-24	Jul-24	Oct-24	Jan-25	Apr-25	Jul-25	Oct-25	Jan-26	Apr-26	Jul-26	Oct-26	Jan-27	Apr-27	Jul-27	Oct-27	Jan-28
Bundle D	Jul-22	Dec-25	[Gantt chart bars for Planning & Design, DSA & Bid Award, Construction & Closeout]																

Planning & Design
 DSA & Bid Award
 Construction & Closeout
 Reporting Date





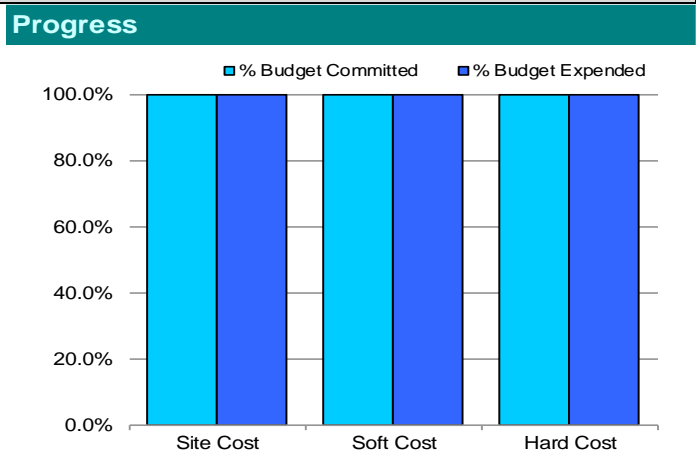
LA PRESA ELEMENTARY

Site Improvements

PROJECT INFORMATION		PROJECT SCOPE	
PHASE/STATUS:	Closeout	Site improvements included security fencing at select locations, asphalt sealcoating and court paving, installation of workout equipment in the play area, replacement of chillers and hydronic piping, a new trash enclosure, concrete plaza and sidewalk upgrades, and critical infrastructure improvements.	
PROJECT NUMBER:	9405		
PROJECT BUNDLE:	D		
PROJECT DELIVERY:	Lease-Lease Back		
SITE LOCATION:	519 La Presa Ave., Spring Valley, CA 91977		
PROJECT TEAM			
PROJECT MANAGER:	Paul Cristilli, Kitchell	CONTRACTOR:	Lusardi
ARCHITECT:	Architects Mosher Drew	INSPECTOR:	Quality Control Consultants

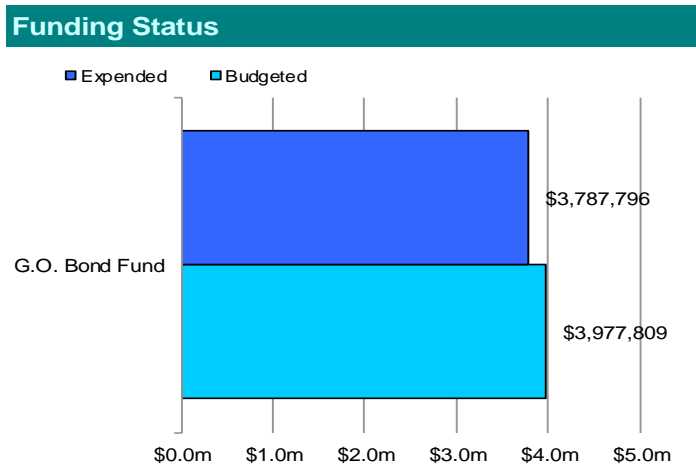
PROJECT FINANCIALS

Summary Status			
Description	Budgeted	Committed	Expended
Site Cost	46,382	46,382	46,382
Soft Cost	569,034	569,002	569,002
Hard Cost	3,172,413	3,172,413	3,172,413
Contingency	189,980	-	-
Total	3,977,809	3,787,796	3,787,796
Budgeted Hard Cost 79.8%			



Budget Status	
Initial Amount	4,987,447
Approved Changes	(1,009,639)
Pending Changes	-
Total	3,977,809
Budgeted Contingency 4.8%	

Committed Status	
Initial Contracted AMT	3,777,999
Contract Changes	9,797 0.3%
Total	3,787,796
Budget Committed 95.2%	



Expenditure Status	
Paid	3,787,796
Total	3,787,796
Budget Expended 95.2%	

	Start	End	Jan-24	Apr-24	Jul-24	Oct-24	Jan-25	Apr-25	Jul-25	Oct-25	Jan-26	Apr-26	Jul-26	Oct-26	Jan-27	Apr-27	Jul-27	Oct-27	Jan-28
Bundle D	Jul-22	Dec-25	[Gantt chart bars for Planning & Design, DSA & Bid Award, Construction & Closeout, and Reporting Date]																

■ Planning & Design
 ■ DSA & Bid Award
 ■ Construction & Closeout
 --- Reporting Date





PROJECT INFORMATION		PROJECT SCOPE
PHASE/STATUS:	Closeout	Security and landscape improvements, accessibility upgrades, shade improvements, campus infrastructure upgrades, signage/marquee upgrade and trash enclosure.
PROJECT NUMBER:	9406	
PROJECT BUNDLE:	D	
PROJECT DELIVERY:	Lease-Lease Back	
SITE LOCATION:	8845 Noeline Ave., Spring Valley, CA 91977	

PROJECT TEAM	
PROJECT MANAGER:	Paul Cristilli, Kitchell
ARCHITECT:	Architects Mosher Drew
CONTRACTOR:	Lusardi
INSPECTOR:	Quality Control Consultants

PROJECT FINANCIALS

Summary Status

Description	Budgeted	Committed	Expended
Site Cost	33,047	33,047	33,047
Soft Cost	292,016	292,002	292,002
Hard Cost	1,707,302	1,707,302	1,707,302
Contingency	83,985	-	-
Total	2,116,351	2,032,351	2,032,351
Budgeted Hard Cost 80.7%			

Budget Status

Initial Amount	2,001,412
Approved Changes	114,939
Pending Changes	-
Total	2,116,351
Budgeted Contingency 4.0%	

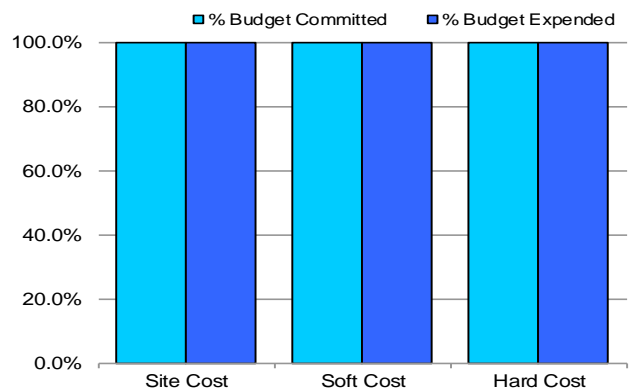
Committed Status

Initial Contracted AMT	2,050,256
Contract Changes	(17,905) -0.9%
Total	2,032,351
Budget Committed 96.0%	

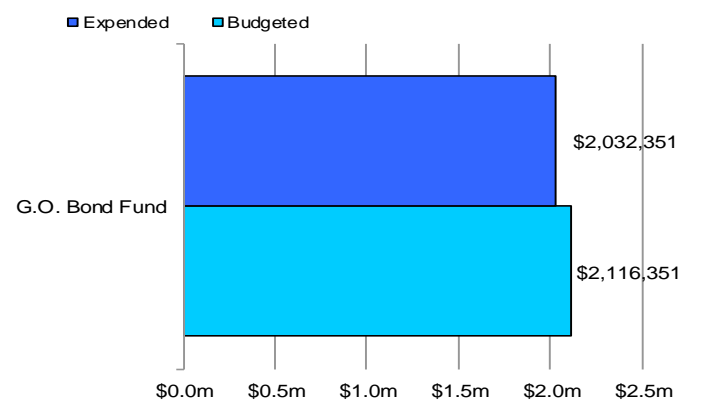
Expenditure Status

Paid	2,032,351
Total	2,032,351
Budget Expended 96.0%	

Progress



Funding Status



	Start	End	Jan-24	Apr-24	Jul-24	Oct-24	Jan-25	Apr-25	Jul-25	Oct-25	Jan-26	Apr-26	Jul-26	Oct-26	Jan-27	Apr-27	Jul-27	Oct-27	Jan-28	
Bundle D	Jul-22	Dec-25																		

Planning & Design
 DSA & Bid Award
 Construction & Closeout
 Reporting Date





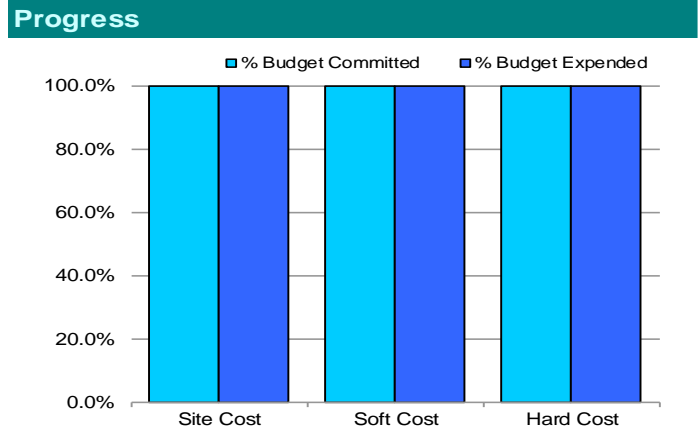
STEAM ACADEMY

Site Improvements

PROJECT INFORMATION		PROJECT SCOPE	
PHASE/STATUS:	Closeout	Site improvements include chain link security fencing as needed, multipurpose court restoration/replacement, PE equipment in the play area, trash enclosure, replacement of the critical infrastructure and HVAC system, and concrete plaza and sidewalk improvements as necessary. In addition to the items shown in this plan, the following pages detail the areas needing storm drain repair.	
PROJECT NUMBER:	9401		
PROJECT BUNDLE:	D		
PROJECT DELIVERY:	Lease-Lease Back		
SITE LOCATION:	1001 Leland St., Spring Valley, CA 91977		
PROJECT TEAM			
PROJECT MANAGER:	Paul Cristilli, Kitchell	CONTRACTOR:	Lusardi
ARCHITECT:	Architects Mosher Drew	INSPECTOR:	Quality Control Consultatns

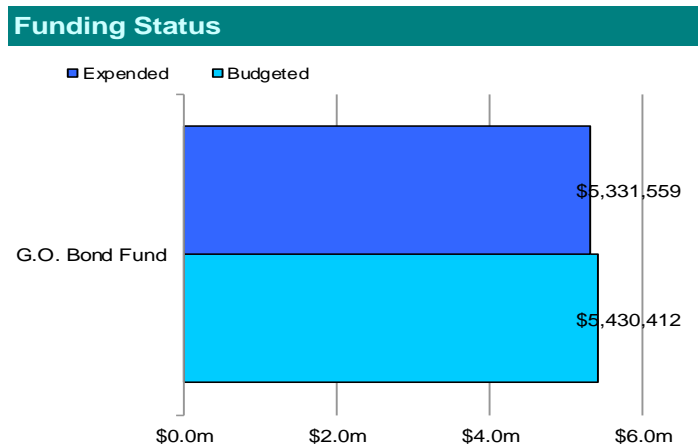
PROJECT FINANCIALS

Summary Status			
Description	Budgeted	Committed	Expended
Site Cost	49,536	49,536	49,536
Soft Cost	669,382	669,350	669,350
Hard Cost	4,612,673	4,612,673	4,612,673
Contingency	98,820	-	-
Total	5,430,412	5,331,559	5,331,559
Budgeted Hard Cost 84.9%			



Budget Status	
Initial Amount	4,529,771
Approved Changes	900,641
Pending Changes	-
Total	5,430,412
Budgeted Contingency 1.8%	

Committed Status	
Initial Contracted AMT	1,420,227
Contract Changes	3,911,332
Total	5,331,559
Budget Committed 98.2%	



Expenditure Status	
Paid	5,307,092
District Held Retentions	24,467
Total	5,331,559
Budget Expended 98.2%	

	Start	End	Jan-24	Apr-24	Jul-24	Oct-24	Jan-25	Apr-25	Jul-25	Oct-25	Jan-26	Apr-26	Jul-26	Oct-26	Jan-27	Apr-27	Jul-27	Oct-27	Jan-28
Bundle D	Jul-22	Dec-25	[Gantt chart bars for various project phases]																

■ Planning & Design
 ■ DSA & Bid Award
 ■ Construction & Closeout
 --- Reporting Date





PROJECT INFORMATION		PROJECT SCOPE	
PHASE/STATUS:	Construction	Soil surface stabilization, asphalt removal and replacement, basketball court replacement, exercise area improvements, restroom and shower room ADA modifications, and ADA site accessibility improvements.	
PROJECT NUMBER:	9409		
PROJECT BUNDLE:	D		
PROJECT DELIVERY:	Lease-Lease Back		
SITE LOCATION:	1001 Leland St., Spring Valley, CA 91977		
PROJECT TEAM			
PROJECT MANAGER:	Raquel Guerrero, Kitchell	CONTRACTOR:	Lusardi
ARCHITECT:	Architects Mosher Drew	INSPECTOR:	Quality Control Consultants

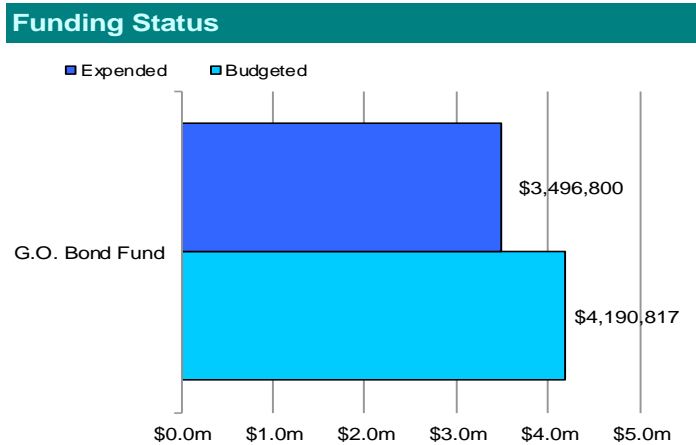
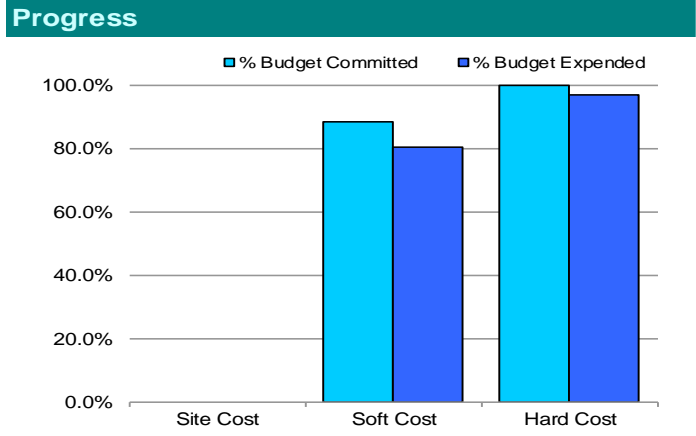
PROJECT FINANCIALS

Summary Status			
Description	Budgeted	Committed	Expended
Site Cost	-	-	-
Soft Cost	598,170	528,226	481,303
Hard Cost	3,120,324	3,120,324	3,015,497
Contingency	472,322	-	-
Total	4,190,817	3,648,550	3,496,800
Budgeted Hard Cost 74.5%			

Budget Status	
Initial Amount	4,200,204
Approved Changes	(9,387)
Pending Changes	-
Total	4,190,817
Budgeted Contingency 11.3%	

Committed Status	
Initial Contracted AMT	3,485,200
Contract Changes	163,351 4.5%
Total	3,648,550
Budget Committed 87.1%	

Expenditure Status	
Paid	3,321,586
In Process for PMT	10,250
District Held Retentions	164,964
Total	3,496,800
Budget Expended 83.4%	



	Start	End	Jan-24	Apr-24	Jul-24	Oct-24	Jan-25	Apr-25	Jul-25	Oct-25	Jan-26	Apr-26	Jul-26	Oct-26	Jan-27	Apr-27	Jul-27	Oct-27	Jan-28
Bundle D	Jul-22	Dec-25	[Gantt chart bars for Planning & Design, DSA & Bid Award, Construction & Closeout]																
STEAM Phase 2 Upper Fields	Sep-24	May-26	[Gantt chart bars for Reporting Date]																

■ Planning & Design
 ■ DSA & Bid Award
 ■ Construction & Closeout
 ----- Reporting Date





FLETCHER HILLS SITE IMPROVEMENTS

PROJECT INFORMATION		PROJECT SCOPE	
PHASE/STATUS:	Construction	Administration access upgrades, enhanced security, accessibility improvements, school grounds and critical infrastructure upgrades, and a new trash enclosure.	
PROJECT NUMBER:	9102		
PROJECT BUNDLE:	E		
PROJECT DELIVERY:	Lease-Lease Back		
SITE LOCATION:	2330 Center Pl., El Cajon, CA 92020		
PROJECT TEAM			
PROJECT MANAGER:	Paul Cristilli, Kitchell	CONTRACTOR:	Lusardi
ARCHITECT:	Architects Mosher Drew	INSPECTOR:	Quality Control Consultants

PROJECT FINANCIALS

Summary Status

Description	Budgeted	Committed	Expended
Site Cost	26,949	26,949	26,949
Soft Cost	535,524	513,275	435,034
Hard Cost	4,206,486	4,206,486	4,204,190
Contingency	496,521	-	-
Total	5,265,480	4,746,710	4,666,172
Budgeted Hard Cost 79.9%			

Budget Status

Initial Amount	4,142,269
Approved Changes	1,123,211
Pending Changes	-
Total	5,265,480
Budgeted Contingency 9.4%	

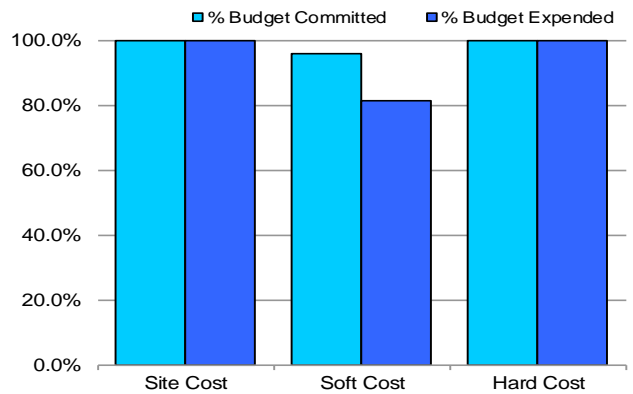
Committed Status

Initial Contracted AMT	1,680,478
Contract Changes	3,066,232
Total	4,746,710
Budget Committed 90.1%	

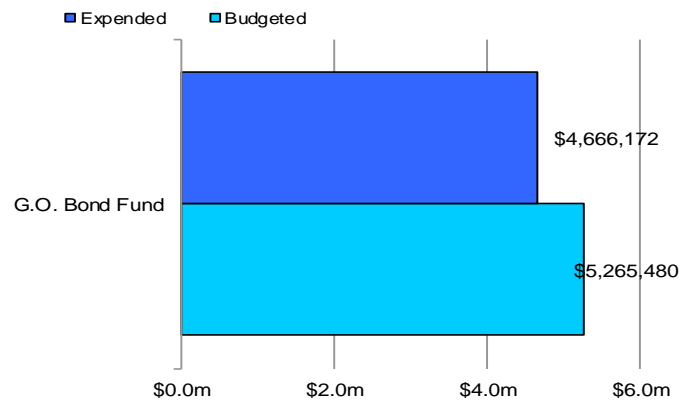
Expenditure Status

Paid	4,643,150
District Held Retentions	23,022
Total	4,666,172
Budget Expended 88.6%	

Progress



Funding Status



	Start	End	Jan-24	Apr-24	Jul-24	Oct-24	Jan-25	Apr-25	Jul-25	Oct-25	Jan-26	Apr-26	Jul-26	Oct-26	Jan-27	Apr-27	Jul-27	Oct-27	Jan-28
Bundle E	Feb-23	Aug-26	[Gantt chart showing project phases: Planning & Design, DSA & Bid Award, Construction & Closeout]																

■ Planning & Design
 ■ DSA & Bid Award
 ■ Construction & Closeout
 - - - - Reporting Date





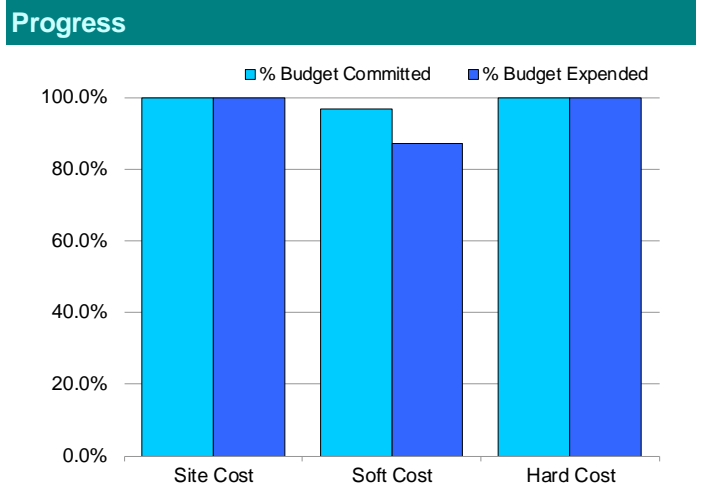
MURRAY MANOR

SITE IMPROVEMENTS

PROJECT INFORMATION		PROJECT SCOPE	
PHASE/STATUS:	Construction	Security improvements, enhancements to school grounds, accessibility upgrades, shade structures and infrastructure improvements, and a new trash enclosure.	
PROJECT NUMBER:	9103		
PROJECT BUNDLE:	E		
PROJECT DELIVERY:	Lease-Lease Back		
SITE LOCATION:	8305 El Paso St., La Mesa, CA 91942		
PROJECT TEAM			
PROJECT MANAGER:	Paul Cristilli, Kitchell	CONTRACTOR:	Lusardi
ARCHITECT:	Architects Mosher Drew	INSPECTOR:	Quality Control Consultants

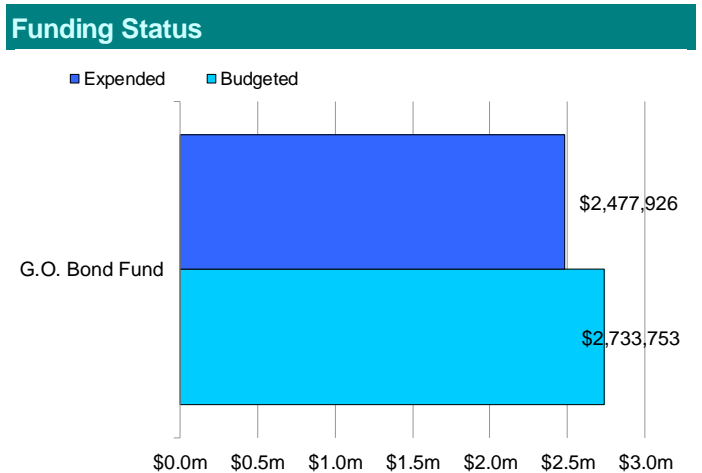
PROJECT FINANCIALS

Summary Status			
Description	Budgeted	Committed	Expended
Site Cost	28,049	28,049	28,049
Soft Cost	315,637	305,665	274,790
Hard Cost	2,179,711	2,179,711	2,175,088
Contingency	210,357	-	-
Total	2,733,753	2,513,424	2,477,926
Budgeted Hard Cost 79.7%			



Budget Status	
Initial Amount	2,273,753
Approved Changes	460,000
Pending Changes	-
Total	2,733,753
Budgeted Contingency 7.7%	

Committed Status	
Initial Contracted AMT	2,619,123
Contract Changes	(105,699) -4.2%
Total	2,513,424
Budget Committed 91.9%	



Expenditure Status	
Paid	2,465,418
District Held Retentions	12,508
Total	2,477,926
Budget Expended 90.6%	

Bundle E	Start	End	Jan-24	Apr-24	Jul-24	Oct-24	Jan-25	Apr-25	Jul-25	Oct-25	Jan-26	Apr-26	Jul-26	Oct-26	Jan-27	Apr-27	Jul-27	Oct-27	Jan-28
		Feb-23	Aug-26	[Gantt chart showing project phases: Planning & Design, DSA & Bid Award, Construction & Closeout]															

■ Planning & Design
 ■ DSA & Bid Award
 ■ Construction & Closeout
 - - - - Reporting Date





NORTHMONT ELEMENTARY

SITE IMPROVEMENTS

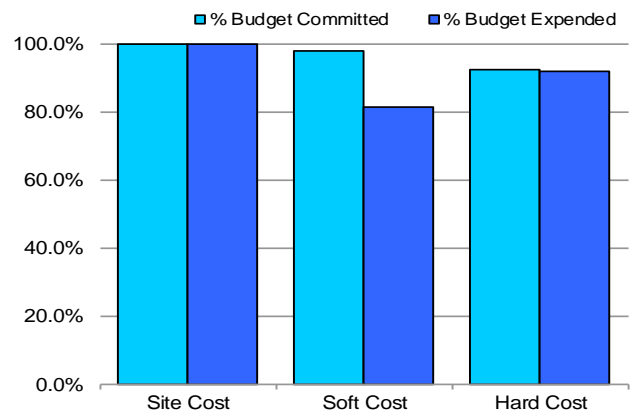
PROJECT INFORMATION		PROJECT SCOPE	
PHASE/STATUS:	Construction	Campus security upgrades, enhancements to school grounds, improved accessibility features, infrastructure upgrades, refreshed signage and marquee, and new trash enclosures.	
PROJECT NUMBER:	9104		
PROJECT BUNDLE:	E		
PROJECT DELIVERY:	Lease-Lease Back		
SITE LOCATION:	9405 Gregory St., La Mesa, CA 91942		
PROJECT TEAM			
PROJECT MANAGER:	Paul Cristilli, Kitchell	CONTRACTOR:	Lusardi
ARCHITECT:	Architects Mosher Drew	INSPECTOR:	Quality Control Consultants

PROJECT FINANCIALS

Summary Status

Description	Budgeted	Committed	Expended
Site Cost	38,608	38,608	38,608
Soft Cost	638,067	624,979	519,775
Hard Cost	3,793,451	3,493,764	3,485,949
Contingency	6,045	-	-
Total	4,476,171	4,157,351	4,044,332
Budgeted Hard Cost 84.7%			

Progress



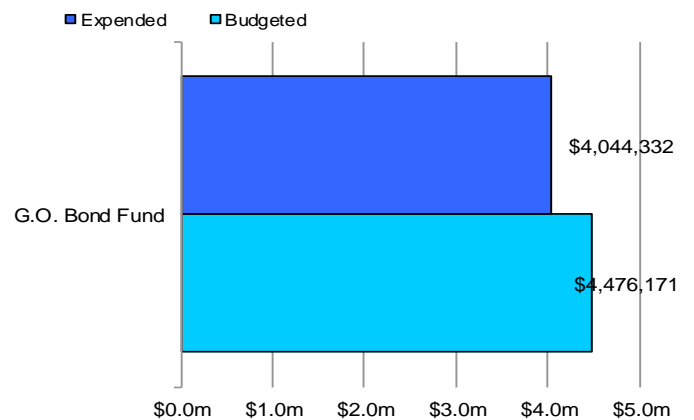
Budget Status

Initial Amount	5,408,297
Approved Changes	(932,126)
Pending Changes	-
Total	4,476,171
Budgeted Contingency 0.1%	

Committed Status

Initial Contracted AMT	4,388,635
Contract Changes	(231,284) -5.6%
Total	4,157,351
Budget Committed 92.9%	

Funding Status



Expenditure Status

Paid	4,029,849
District Held Retentions	14,483
Total	4,044,332
Budget Expended 90.4%	

	Start	End	Jan-24	Apr-24	Jul-24	Oct-24	Jan-25	Apr-25	Jul-25	Oct-25	Jan-26	Apr-26	Jul-26	Oct-26	Jan-27	Apr-27	Jul-27	Oct-27	Jan-28
Bundle E	Feb-23	Aug-26	[Gantt chart showing project phases: Planning & Design, DSA & Bid Award, Construction & Closeout]																

■ Planning & Design
 ■ DSA & Bid Award
 ■ Construction & Closeout
 - - - - Reporting Date





PARKWAY SPORTS & HEALTH SCIENCE ACADEMY

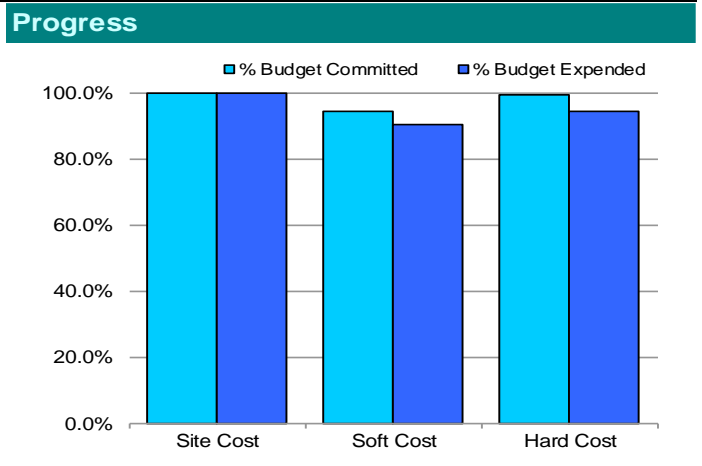
SITE IMPROVEMENTS

PROJECT INFORMATION		PROJECT SCOPE	
PHASE/STATUS:	Construction	Critical infrastructure upgrades, enhanced single point of access with security fencing, relocation of the administration office, campus-wide landscaping improvements, ADA accessibility upgrades, new trash enclosures, and relocation of the front modular classroom.	
PROJECT NUMBER:	9101		
PROJECT BUNDLE:	E		
PROJECT DELIVERY:	Lease-Lease Back		
SITE LOCATION:	9009 Park Plaza Dr., La Mesa, CA 91942		
PROJECT TEAM			
PROJECT MANAGER:	Raquel Guerrero, Kitchell	CONTRACTOR:	Lusardi
ARCHITECT:	Architects Mosher Drew	INSPECTOR:	Quality Control Consultants
PROJECT FINANCIALS			

Summary Status

Description	Budgeted	Committed	Expended
Site Cost	69,352	69,352	69,352
Soft Cost	2,169,048	2,043,674	1,952,397
Hard Cost	17,293,430	17,178,099	16,287,084
Contingency	484,315	-	-
Total	20,016,145	19,291,125	18,308,833

Budgeted Hard Cost 86.4%



Budget Status

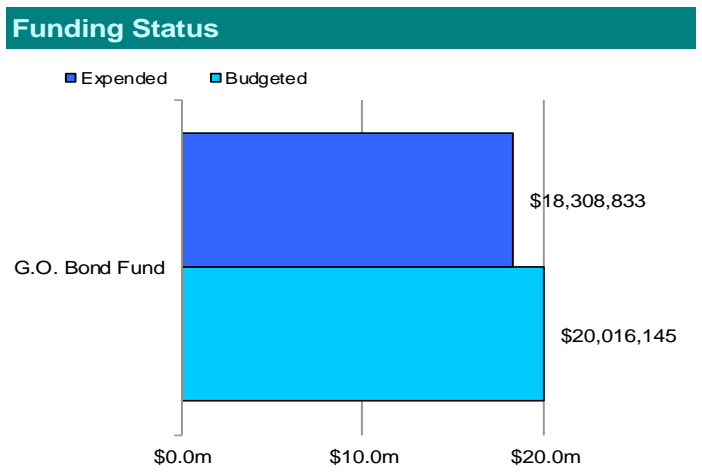
Initial Amount	16,669,083
Approved Changes	3,347,062
Pending Changes	-
Total	20,016,145

Budgeted Contingency 2.4%

Committed Status

Initial Contracted AMT	18,424,182
Contract Changes	866,943
Total	19,291,125


Budget Committed 96.4%



Expenditure Status

Paid	17,343,931
In Process for PMT	89,013
District Held Retentions	875,890
Total	18,308,833

Budget Expended 91.5%





PLAYGROUNDS

Site Improvements

PROJECT INFORMATION	PROJECT SCOPE
PHASE/STATUS: Construction PROJECT NUMBER: 9006 PROJECT BUNDLE: Districtwide Project PROJECT DELIVERY: Lease-Lease Back, CMAS Agreements SITE LOCATION: All Elementary Schools	Scope varies by site and includes demolition of existing playground equipment, installation of new play structures, and playground surface overlay installations.

PROJECT TEAM	
PROJECT MANAGER: Paul Cristilli, Kitchell ARCHITECT: Lord Architecture	CONTRACTOR: Balfour Beatty, Lusardi, KYA INSPECTOR: Quality Control Consultants

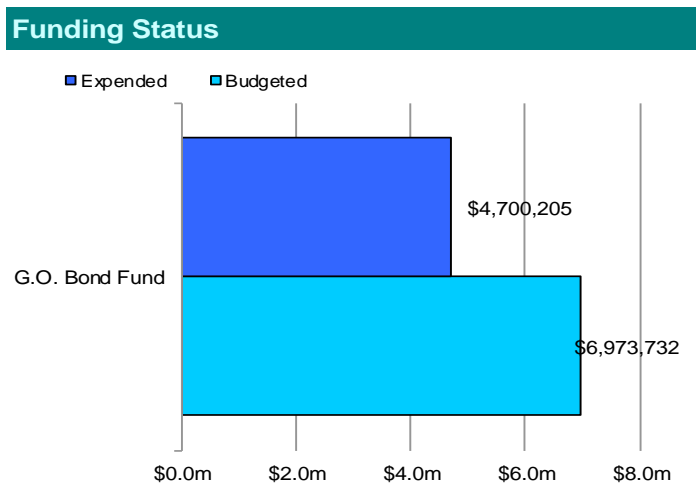
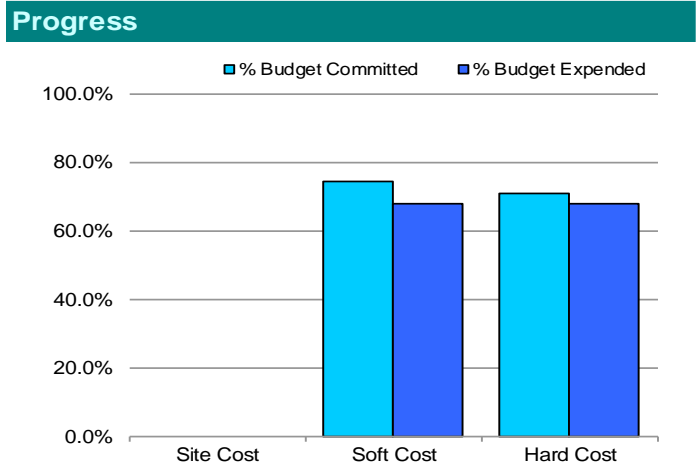
PROJECT FINANCIALS

Summary Status			
Description	Budgeted	Committed	Expended
Site Cost	-	-	-
Soft Cost	685,465	508,416	463,694
Hard Cost	6,268,416	4,424,307	4,236,511
Contingency	19,851	-	-
Total	6,973,732	4,932,723	4,700,205
Budgeted Hard Cost 89.9%			

Budget Status	
Initial Amount	4,853,604
Approved Changes	2,120,128
Pending Changes	-
Total	6,973,732
Budgeted Contingency 0.3%	

Committed Status	
Initial Contracted AMT	5,096,683
Contract Changes	(163,960) -3.3%
Total	4,932,723
Budget Committed 70.7%	

Expenditure Status	
Paid	4,614,456
In Process for PMT	30,064
District Held Retentions	55,685
Total	4,700,205
Budget Expended 67.4%	



	Start	End	Jan-24	Apr-24	Jul-24	Oct-24	Jan-25	Apr-25	Jul-25	Oct-25	Jan-26	Apr-26	Jul-26	Oct-26	Jan-27	Apr-27	Jul-27	Oct-27	Jan-28			
Playgrounds	Jan-24	Feb-26																				

Planning & Design
 DSA & Bid Award
 Construction & Closeout
 Reporting Date





PROJECT INFORMATION	PROJECT SCOPE
PHASE/STATUS: Closeout PROJECT NUMBER: 9310 PROJECT BUNDLE: N/A PROJECT DELIVERY: Bid SITE LOCATION: 10355 Loma Ln., Spring Valley, CA 91978	At the request of the Water District, the existing fire main backflow device was replaced with an updated unit to ensure compliance, with the scope also including construction of a new retaining wall.

PROJECT TEAM	
PROJECT MANAGER: Paul Cristilli, Kitchell ARCHITECT: Studio WC	CONTRACTOR: Blue Pacific Engineering Construction INSPECTOR: Ninyo and Moore

PROJECT FINANCIALS

Summary Status

Description	Budgeted	Committed	Expended
Site Cost	-	-	-
Soft Cost	113,621	58,156	52,604
Hard Cost	403,619	258,438	258,438
Contingency	13,461	-	-
Total	530,701	316,594	311,042
Budgeted Hard Cost 76.1%			

Budget Status

Initial Amount	530,701
Approved Changes	-
Pending Changes	-
Total	530,701
Budgeted Contingency 2.5%	

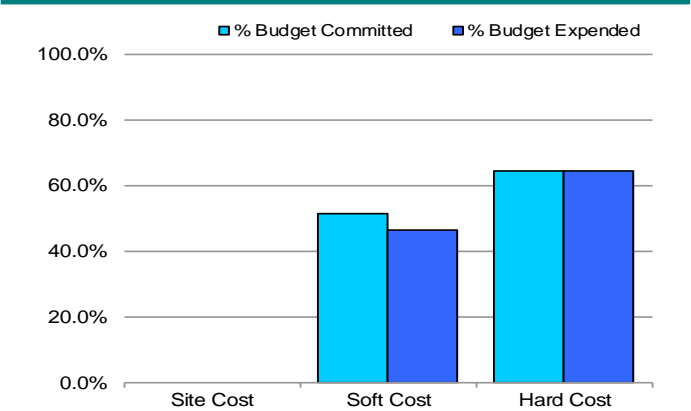
Committed Status

Initial Contracted AMT	321,476
Contract Changes	(4,882) -1.5%
Total	316,594
Budget Committed 59.7%	

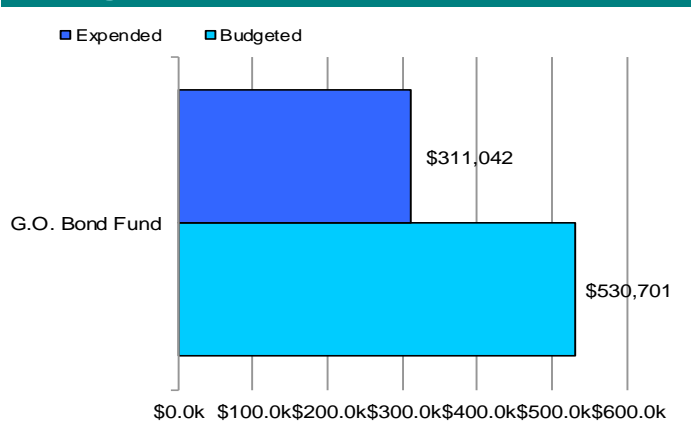
Expenditure Status

Paid	298,322
District Held Retentions	12,720
Total	311,042
Budget Expended 58.6%	

Progress



Funding Status



	Start	End	Jan-24	Apr-24	Jul-24	Oct-24	Jan-25	Apr-25	Jul-25	Oct-25	Jan-26	Apr-26	Jul-26	Oct-26	Jan-27	Apr-27	Jul-27	Oct-27	Jan-28
Loma Backflow	Apr-25	Mar-26																	

■ Planning & Design
 ■ DSA & Bid Award
 ■ Construction & Closeout
 - - - Reporting Date





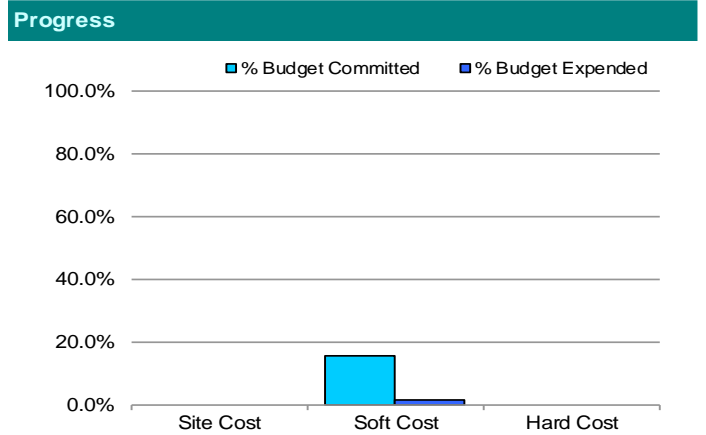
LOMA PARKING LOT IMPROVEMENTS

Site Improvements

PROJECT INFORMATION		PROJECT SCOPE	
PHASE/STATUS:	Planning	Parking lot and student pick-up and drop-off improvements to enhance safety and improve site traffic circulation.	
PROJECT NUMBER:	9308		
PROJECT BUNDLE:	N/A		
PROJECT DELIVERY:			
SITE LOCATION:	10355 Loma Ln., Spring Valley, CA 91977		
PROJECT TEAM			
PROJECT MANAGER:	To Be Determined	CONTRACTOR:	To Be Determined
ARCHITECT:	To Be Determined	INSPECTOR:	To Be Determined

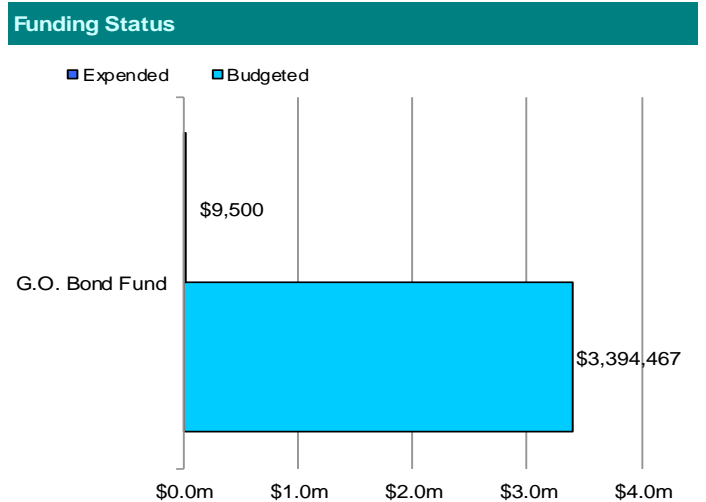
PROJECT FINANCIALS

Summary Status			
Description	Budgeted	Committed	Expended
Site Cost	-	-	-
Soft Cost	715,270	111,450	9,500
Hard Cost	2,148,514	-	-
Contingency	530,682	-	-
Total	3,394,467	111,450	9,500
Budgeted Hard Cost 63.3%			



Budget Status	
Initial Amount	3,394,467
Pending Changes	-
Total	3,394,467
Budgeted Contingency 15.6%	

Committed Status	
Initial Contracted AMT	111,450
Total	111,450
Budget Committed 3.3%	



Expenditure Status	
Paid	9,500
Total	9,500
Budget Expended 0.3%	

	Start	End	Jan-24	Apr-24	Jul-24	Oct-24	Jan-25	Apr-25	Jul-25	Oct-25	Jan-26	Apr-26	Jul-26	Oct-26	Jan-27	Apr-27	Jul-27	Oct-27	Jan-28
Loma/Murdock Dropoff	Aug-25	Jun-27																	

■ Planning & Design
 ■ DSA & Bid Award
 ■ Construction & Closeout
 - - - - Reporting Date





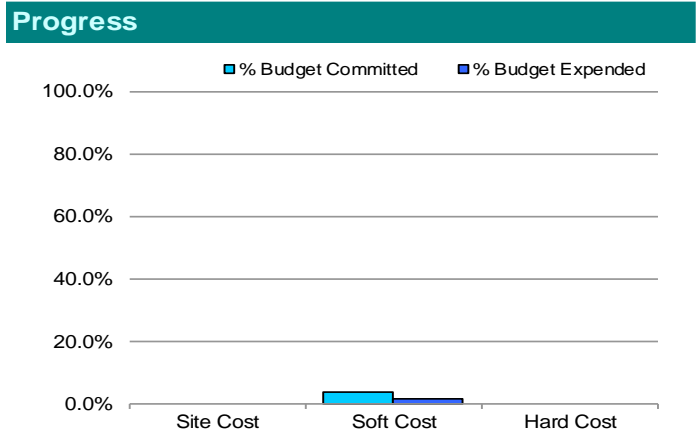
MURDOCK PARKING LOT IMPROVEMENTS

Site Improvements

PROJECT INFORMATION	PROJECT SCOPE
PHASE/STATUS: Planning PROJECT NUMBER: 9309 PROJECT BUNDLE: N/A PROJECT DELIVERY: SITE LOCATION: 4354 Conrad Dr., La Mesa, CA 91941	Improvements to the parking lot and student pick-up and drop-off areas to enhance safety and optimize site traffic circulation.
PROJECT TEAM	
PROJECT MANAGER: To Be Determined ARCHITECT: To Be Determined	CONTRACTOR: To Be Determined INSPECTOR: To Be Determined

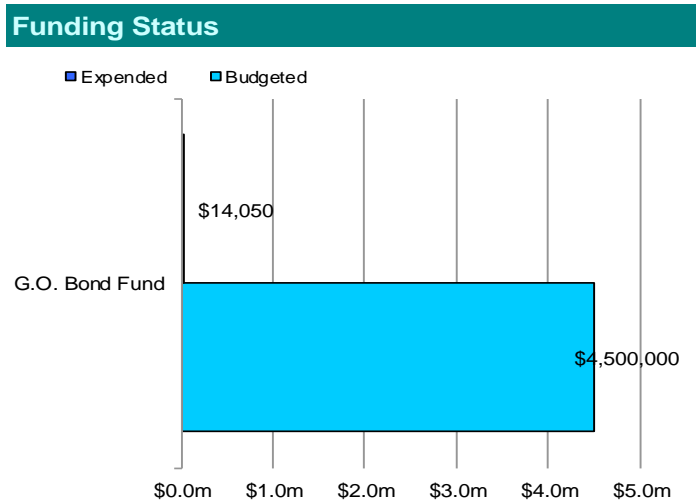
PROJECT FINANCIALS

Summary Status			
Description	Budgeted	Committed	Expended
Site Cost	-	-	-
Soft Cost	946,000	32,600	14,050
Hard Cost	2,900,000	-	-
Contingency	654,000	-	-
Total	4,500,000	32,600	14,050
Budgeted Hard Cost 64.4%			



Budget Status	
Initial Amount	4,500,000
Pending Changes	-
Total	4,500,000
Budgeted Contingency 14.5%	

Committed Status	
Initial Contracted AMT	29,800
Contract Changes	2,800
Total	32,600
Budget Committed 0.7%	



Expenditure Status	
Paid	14,050
Total	14,050
Budget Expended 0.3%	

	Start	End	Jan-24	Apr-24	Jul-24	Oct-24	Jan-25	Apr-25	Jul-25	Oct-25	Jan-26	Apr-26	Jul-26	Oct-26	Jan-27	Apr-27	Jul-27	Oct-27	Jan-28
Loma/Murdock Dropoff	Aug-25	Jun-27																	

Planning & Design
 DSA & Bid Award
 Construction & Closeout
 Reporting Date

